





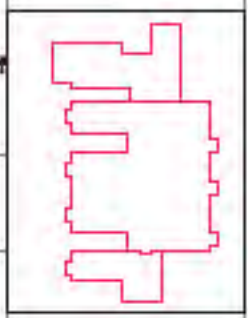
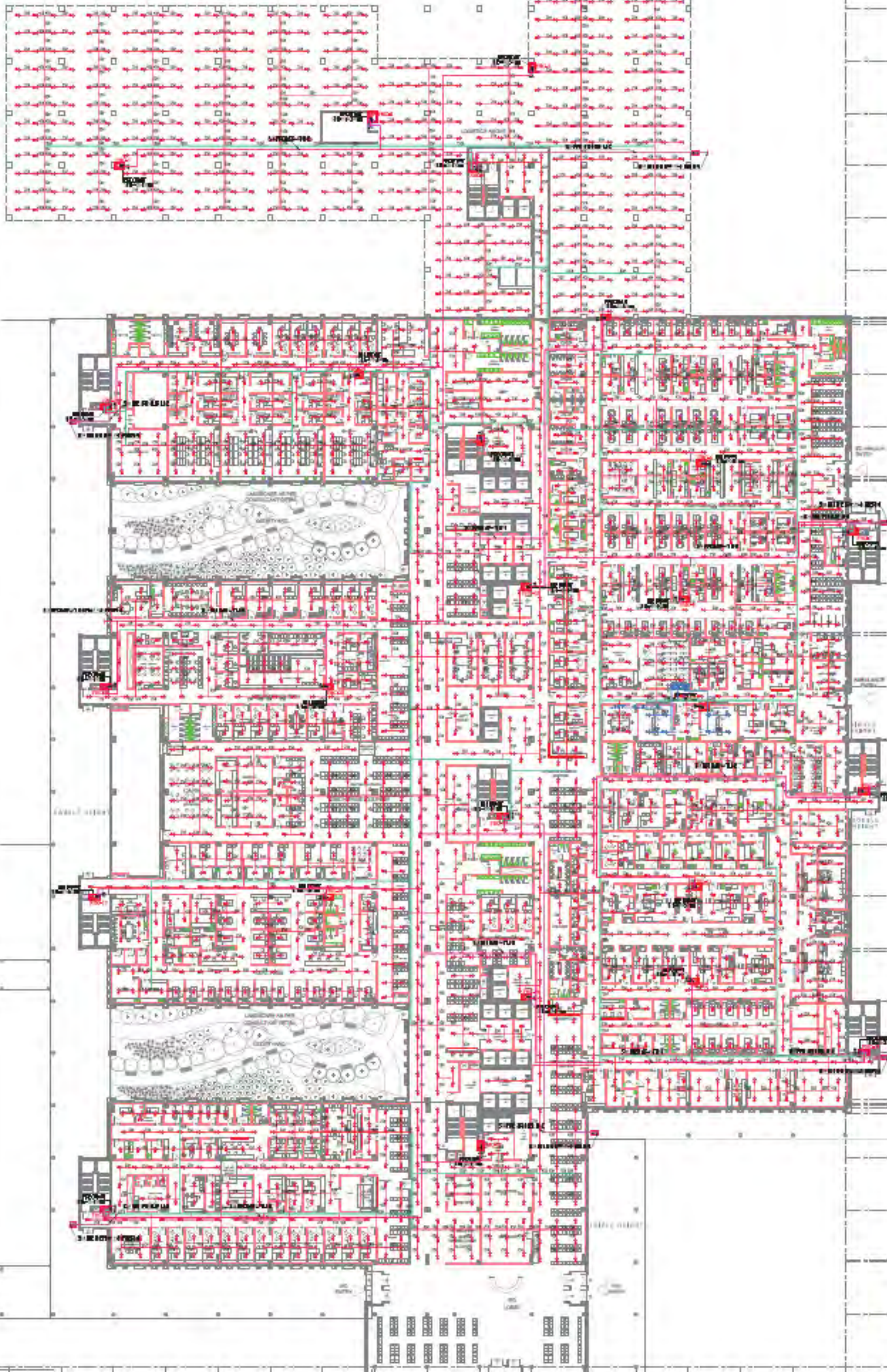
LEVEL 0 FIRE FIGHTING	
A	500-750 FFE PIPE
B	500-750 SPRINKLER PIPE
C	200-400 FFE OR 400 FFE

NO. OF SPRINKLER	SIZE OF PIPE
1-2	250
3	300
4-5	400
6-10	500
11-30	600
31-60	800
61-100	1000
101-ABOVE	1500

	UP RIGHT SPRINKLER
	PENDENT SPRINKLER
	PREACTION SYSTEM
	INSTALLATION CONTROL VALVE
	FIRE HOSE CABINET



ALL NEW BUILDINGS OF MEDICAL CENTRAL CENTER

ASCC (HKG) LTD  
 4/F, WING LOK PLAZA, 100 WING LOK STREET, HONG KONG

Perkins Eastman  
 ARCHITECTS  
 2/F, 100 WING LOK STREET, HONG KONG

FOR TENDER ONLY

PROJECT	SCIENCE DEVELOPMENT
NO.	IPD-FF-02
DATE	2024.08.01
SCALE	1:100
DESIGNER	PERKINS EASTMAN
CLIENT	ASCC (HKG) LTD
PROJECT NAME	SCIENCE DEVELOPMENT
LOCATION	HONG KONG
DATE	2024.08.01
SCALE	1:100
DESIGNER	PERKINS EASTMAN
CLIENT	ASCC (HKG) LTD
PROJECT NAME	SCIENCE DEVELOPMENT
LOCATION	HONG KONG
DATE	2024.08.01



**NOTES**

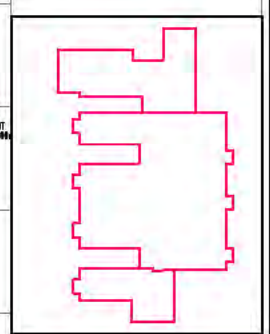
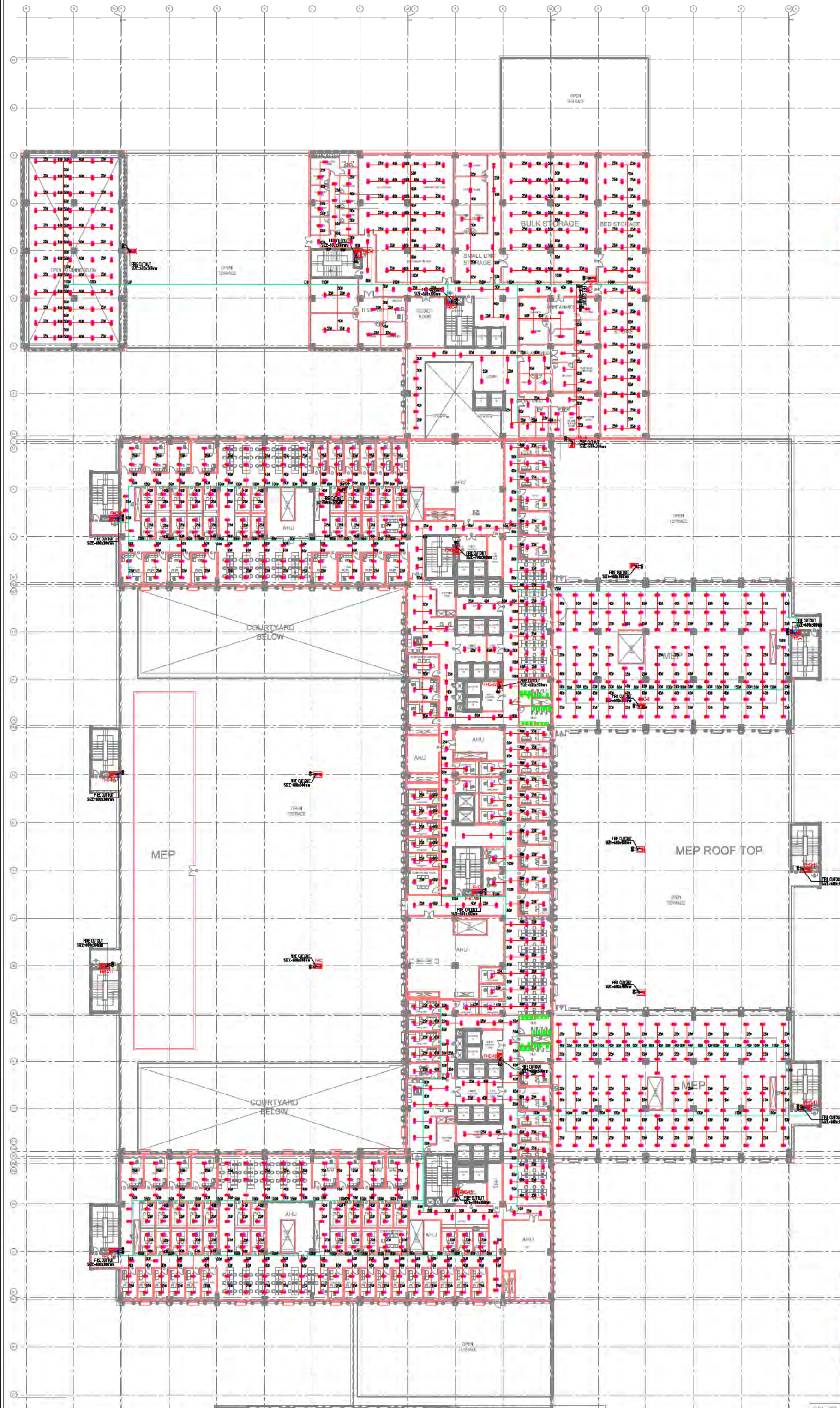
1. ALL DIMENSIONS ARE IN METERS UNLESS OTHERWISE SPECIFIED.
2. REFER TO ARCHITECTURAL DRAWINGS FOR FINISHES AND MATERIALS.
3. REFER TO MECHANICAL DRAWINGS FOR EQUIPMENT SIZES AND LOCATIONS.
4. REFER TO ELECTRICAL DRAWINGS FOR PANEL SIZES AND LOCATIONS.
5. REFER TO PLUMBING DRAWINGS FOR FIXTURES AND EQUIPMENT.
6. REFER TO STRUCTURAL DRAWINGS FOR COLUMN AND BEAM LOCATIONS.
7. REFER TO SITE PLAN FOR BUILDING FOOTPRINT AND ADJACENT AREAS.
8. REFER TO GENERAL NOTES FOR CONTRACT CONDITIONS AND SPECIFICATIONS.

**LEGEND FOR FIRE FIGHTING--**

A 150Ø MS FIRE PIPE  
 B 150Ø MS SPRINKLER PIPE  
 C 80Ø MS FIRE DRAIN PIPE

NO. OF SPRINKLER	DIA OF PIPE
1-2	250
3	320
4-5	400
6-10	500
11-30	650
31-60	800
61-100	1000
101-ABOVE	1500

UP RIGTH SPRINKLER  
 PENDENT SPRINKLER  
 PRE-ACTION SYSTEM  
 INSTALLATION CONTROL VALVE  
 FIRE HOSE CABINET



REV.	DATE	BY	CHKD.	DESCRIPTION

**PROJECT**

ALL INDIA INSTITUTE OF MEDICAL SCIENCES, GUNTUR.

**CLIENT / PROJECT MANAGER:**

H.S.C.C. (INDIA) LTD.  
 54, SECTOR 1, NOIDA - UP 201301

**ARCHITECTS & MASTER PLANNERS:**

**Perkins Eastman**  
 EDIFICE  
 11th Floor, 200 Park Avenue South, New York, NY 10003-6603, USA  
 11th Floor, 200 Park Avenue South, New York, NY 10003-6603, USA  
 11th Floor, 200 Park Avenue South, New York, NY 10003-6603, USA

**FOR TENDER ONLY**

STATUS	DESIGN DEVELOPMENT
	Drawing No: <b>IPD-FF-04</b>
Start Date: 15/04/17	Issue Date: 20/04/17
Project Code: H-HSCC-MMS-AMC	Client Ref: RO
Building Name: HOSPITAL	Project No: HSCC/2017/0001
Scale: 1:200	Drawing Title: <b>FIRE FIGHTING LAYOUT</b>
Checked by: [Signature]	Approved by: [Signature]



NOTES

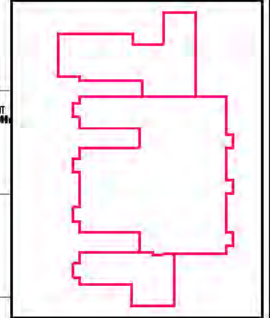
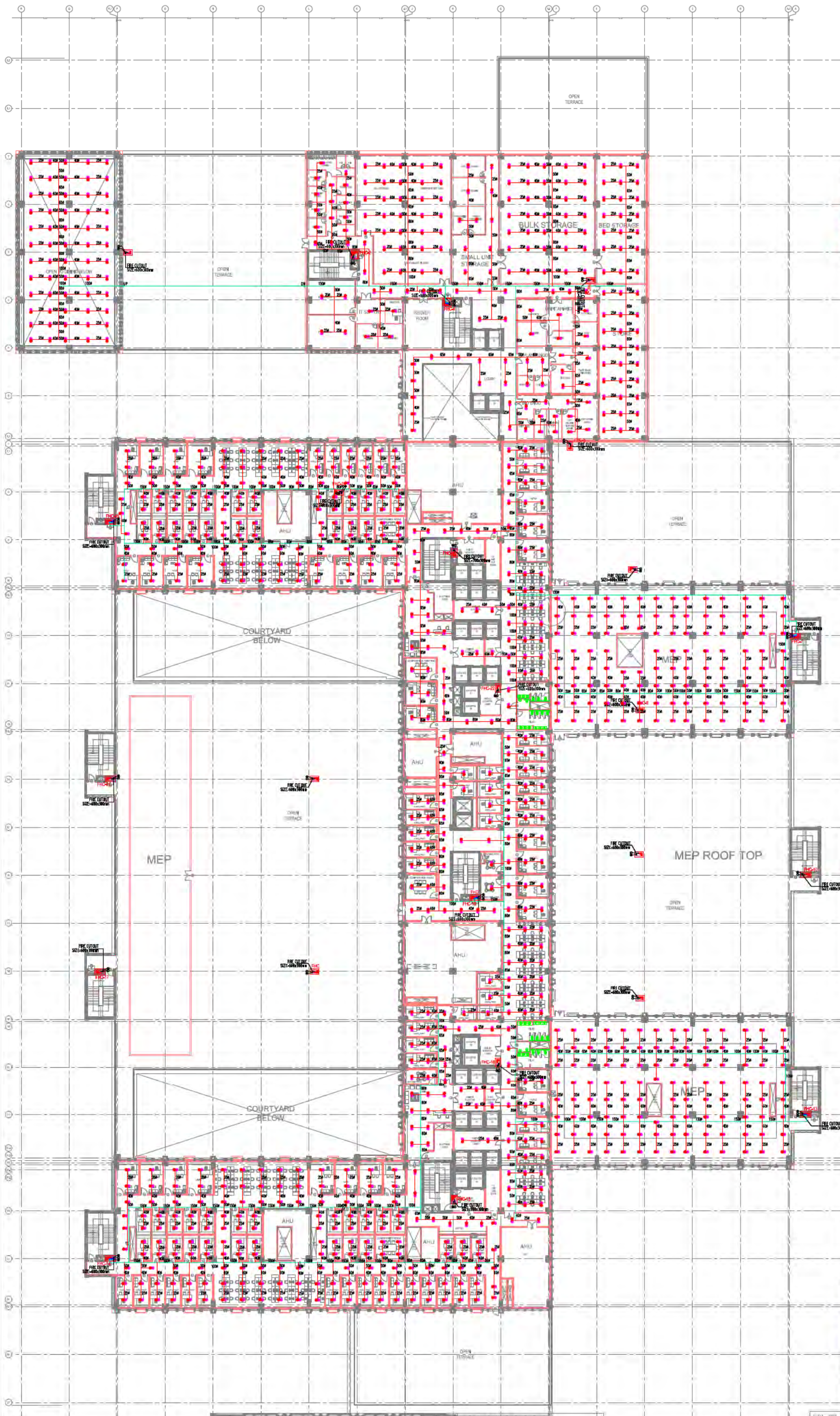
1. ALL DIMENSIONS ARE IN METERS UNLESS OTHERWISE SPECIFIED.
2. REFER TO ALL RELEVANT DRAWINGS FOR COMPLETE INFORMATION.
3. ALL WORK SHALL BE IN ACCORDANCE WITH THE NATIONAL BUILDING REGULATORY CODE (NBC) AND OTHER APPLICABLE STANDARDS.
4. THE CONTRACTOR SHALL BE RESPONSIBLE FOR OBTAINING ALL NECESSARY APPROVALS FROM THE LOCAL AUTHORITIES.
5. THE CONTRACTOR SHALL MAINTAIN ACCESS TO ALL SERVICES AND UTILITIES AT ALL TIMES.
6. ALL MATERIALS AND WORKMANSHIP SHALL BE SUBJECT TO INSPECTION AND APPROVAL BY THE ARCHITECT.
7. THE CONTRACTOR SHALL BE RESPONSIBLE FOR THE PROTECTION OF ALL EXISTING UTILITIES AND SERVICES.
8. ALL WORK SHALL BE COMPLETED WITHIN THE SPECIFIED TIME FRAME.
9. THE CONTRACTOR SHALL MAINTAIN A SAFE WORKING ENVIRONMENT AT ALL TIMES.
10. ALL WORK SHALL BE COMPLETED IN ACCORDANCE WITH THE PROJECT PROGRAM.

LEGEND FOR FIRE FIGHTING--

A 150Ø MS FIRE PIPE  
 B 150Ø MS SPRINKLER PIPE  
 C 80Ø MS FIRE DRAIN PIPE

NO. OF SPRINKLER	DIA OF PIPE
1-2	250
3	320
4-5	400
6-10	500
11-30	650
31-60	800
61-100	1000
101-ABOVE	1500

UP FIGHT SPRINKLER  
 PENDENT SPRINKLER  
 PAS PRE-ACTION SYSTEM  
 ICV INSTALLATION CONTROL VALVE  
 FHC FIRE HOSE CABINET



REV.	DATE	BY	CHKD.	DESCRIPTION

PROJECT: ALL INDIA INSTITUTE OF MEDICAL SCIENCES, GUNTUR.

CLIENT / PROJECT MANAGER: H.S.C.C. (INDIA) LTD., 5th FLOOR, 10th CROSS, 10th MILE, BANGALORE - 560075.

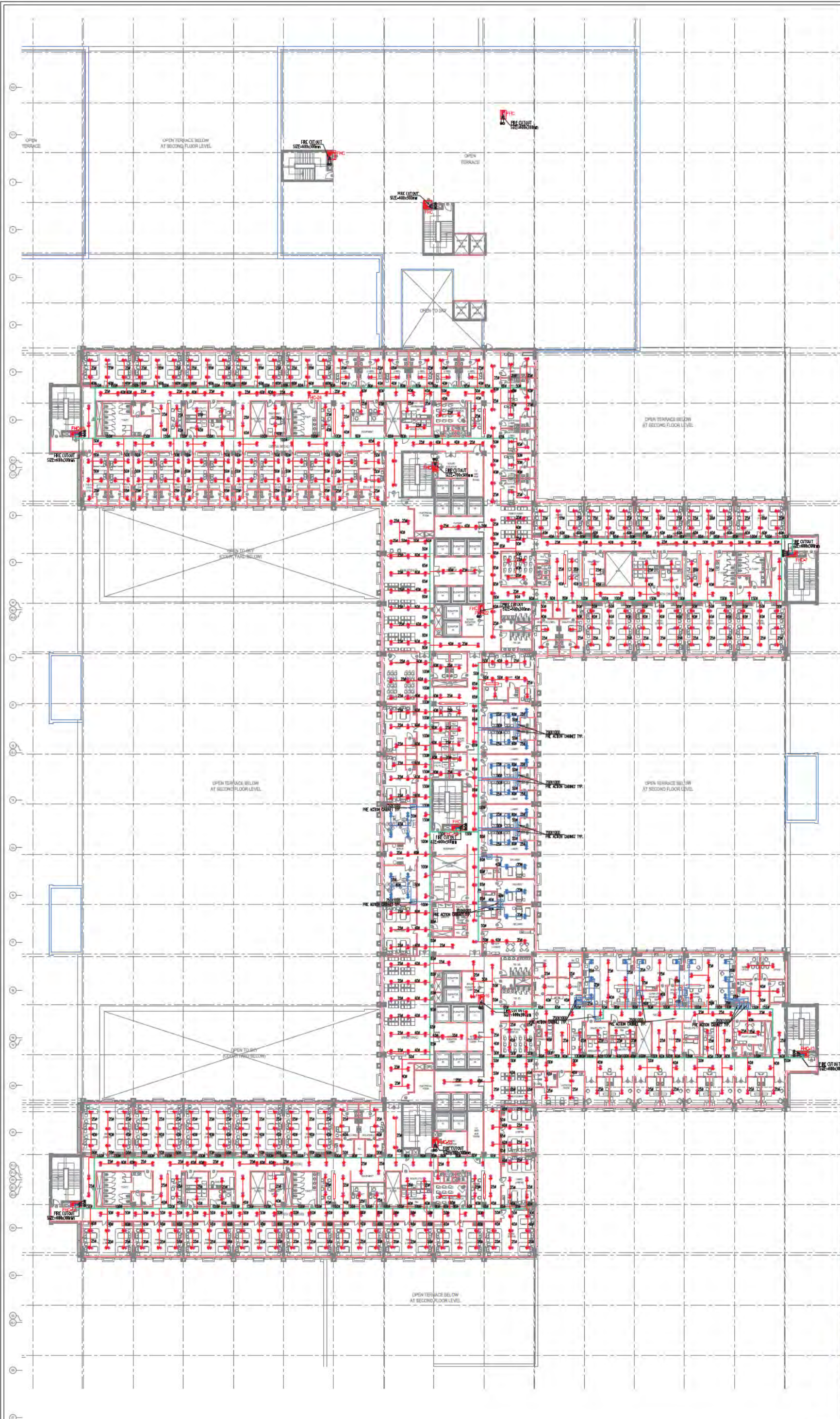
ARCHITECTS & MASTER PLANNERS: Perkins Eastman

EDIFICE

FOR TENDER ONLY

STATUS	DESIGN DEVELOPMENT
PROJECT NO.	IPD-FF-04
START DATE	ISSUE DATE
15/04/17	15/04/17
PROJECT CODE	11-HSCC-MMS-AMC
PROJECT NAME	HOSPITAL
SCALE	AS SHOWN IN DRAWING
DATE	15/04/17
CHECKED BY	DATE
APPROVED BY	DATE





**NOTES**

LEGEND FOR FIRE FIGHTING--


A	150Ø MS FIRE PIPE
B	150Ø MS SPRINKLER PIPE
C	80Ø MS FIRE DRAIN PIPE

NO. OF SPRINKLER	DIA OF PIPE
1-2	25Ø
3	32Ø
4-5	40Ø
6-10	50Ø
11-30	65Ø
31-60	80Ø
61-100	100Ø
101-ABOVE	150Ø

- UP RIGHT SPRINKLER
- PENDENT SPRINKLER
- PRE-ACTION SYSTEM
- INSTALLATION CONTROL VALVE
- FIRE HOSE CABINET



NO.	DATE	REVISION	BY	CHKD BY	APPROVED BY

PROJECT: ALL INDIA INSTITUTE OF MEDICAL SCIENCES, GUNTUR.

CLIENT / PROJECT MANAGEMENT: H.S.C.C. (INDIA) LTD. 4-4, SECTOR 1, NOIDA - UP 201301

ARCHITECTS & MASTER PLANNING: Perkins Eastman

EDIFICE

FOR TENDER ONLY

STAGE:	DESIGN DEVELOPMENT	
DIRECTION:	Drawing No: IPD-FF-05	
Scale:	AS SHOWN	
Sheet Date:	Issue Date:	Last issued Date:
11-Apr-17	16-Oct-17	05-Oct-17
Project Code:	H-HSCC-AMMS-MBI	
Bidding Block:	HOSPITAL	
Floor:	2ND FLOOR	
Drawing Title:	FIRE FIGHTING LAYOUT	
Checked by:	Sant Ramesh	
Approved by:	Perkins Eastman	
File path:	\\10.10.10.10\shared\perkins\project\HSCC-AMMS-MBI\IPD-FF-05.dwg	



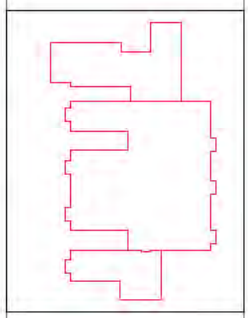
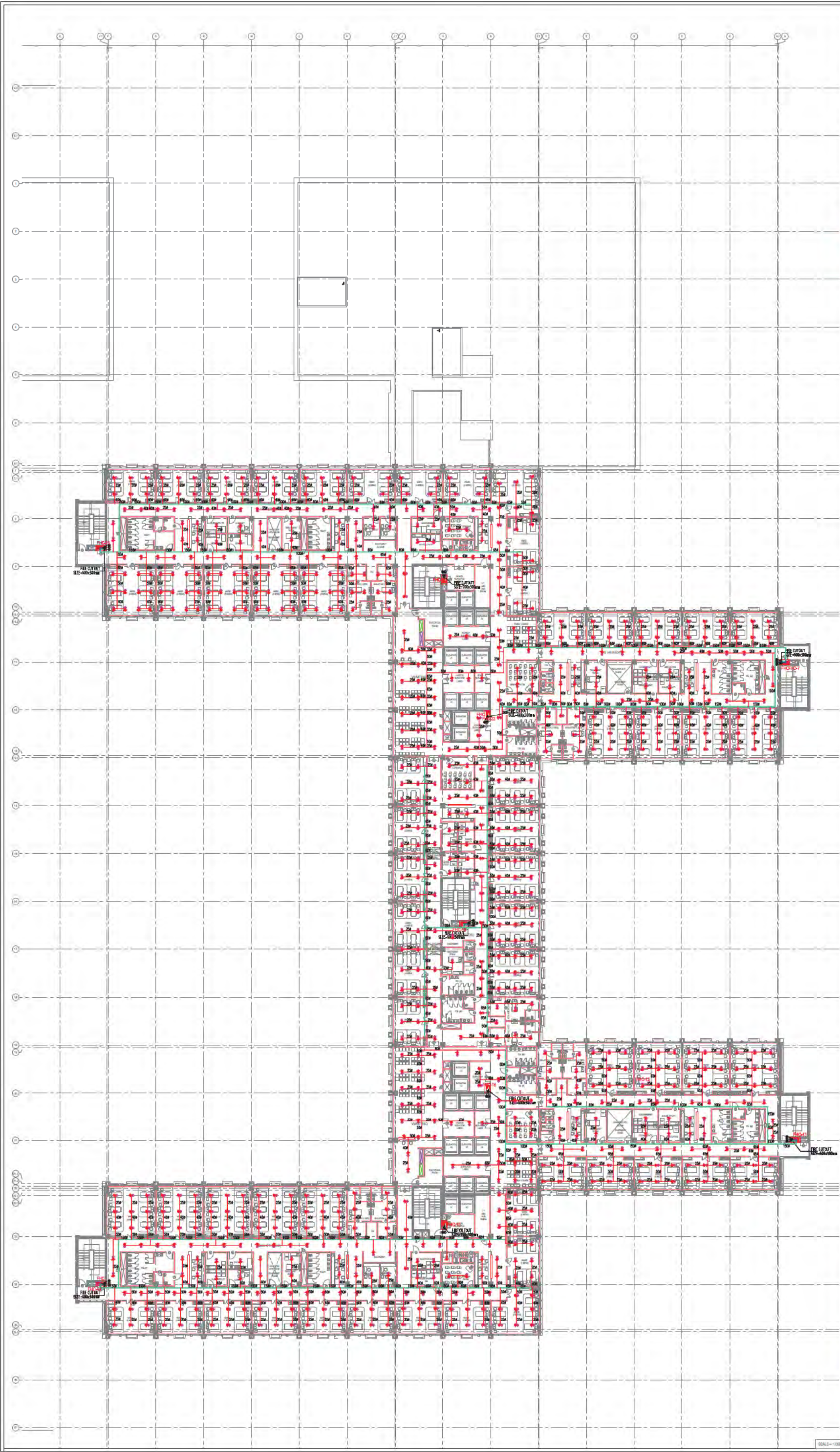
**NOTES**

1. ALL DIMENSIONS ARE IN METERS UNLESS OTHERWISE SPECIFIED.
2. REFER TO ARCHITECTURAL DRAWINGS FOR ROOM SCHEDULES AND FINISHES.
3. REFER TO MECHANICAL DRAWINGS FOR VENTILATION AND AIR CONDITIONING SYSTEMS.
4. REFER TO ELECTRICAL DRAWINGS FOR LIGHTING AND POWER SYSTEMS.
5. REFER TO SANITARY DRAWINGS FOR PLUMBING AND SANITATION SYSTEMS.
6. REFER TO STRUCTURAL DRAWINGS FOR COLUMN AND BEAM LOCATIONS.
7. REFER TO SITE PLAN FOR BUILDING FOOTPRINT AND SURROUNDINGS.
8. REFER TO GENERAL NOTES FOR MATERIALS AND WORKMANSHIP.

LEGEND FOR FIRE FIGHTING--	
A	150Ø MS FIRE PIPE
B	150Ø MS SPRINKLER PIPE
C	80Ø MS FIRE DRAIN PIPE

NO. OF SPRINKLER	DIA OF PIPE
1-2	25Ø
3	32Ø
4-5	40Ø
6-10	50Ø
11-30	65Ø
31-60	80Ø
61-100	100Ø
101-ABOVE	150Ø

- UP RIGHT SPRINKLER
- PENDENT SPRINKLER
- PRE-ACTION SYSTEM
- INSTALLATION CONTROL VALVE
- FIRE HOSE CABINET



NO.	DATE	DESCRIPTION	BY	REVISIONS
01	11-04-17	ISSUED FOR TENDER	AS	AS SHOWN

**PROJECT:**  
ALL INDIA INSTITUTE OF MEDICAL SCIENCES, GUNTUR.

**CLIENT / PROJECT MANAGEMENT:**  
H.S.C.C. (INDIA) LTD.  
F-4, SECTOR 1, NOIDA - UP 201301

**ARCHITECTS & MASTER PLANNERS:**  
**Perkins Eastman**  
EDIFICE

**FOR TENDER ONLY**

<b>STAGE:</b> DESIGN DEVELOPMENT	<b>Drawing No.:</b> IPD-FF-06	<b>Current Revision:</b> 00
<b>Sheet Date:</b> 11-Apr-17	<b>Issue Date:</b> 16-Oct-17	<b>Last issued Date:</b> 05-Oct-17
<b>Project Code:</b> H-HSCC-ABMS-MBI	<b>Bldg/Bloc:</b> HOSPITAL	<b>Floor:</b> FOURTH FLOOR
<b>Drawing Title:</b> FIRE FIGHTING LAYOUT	<b>Checked by:</b> Sandeep Kumar	<b>Approved by:</b> [Signature]

**File path:** C:\Users\AS\Desktop\HSCC\ABMS\MBI\HOSPITAL\FF\IPD-FF-06.dwg

SCALE = 1:1000



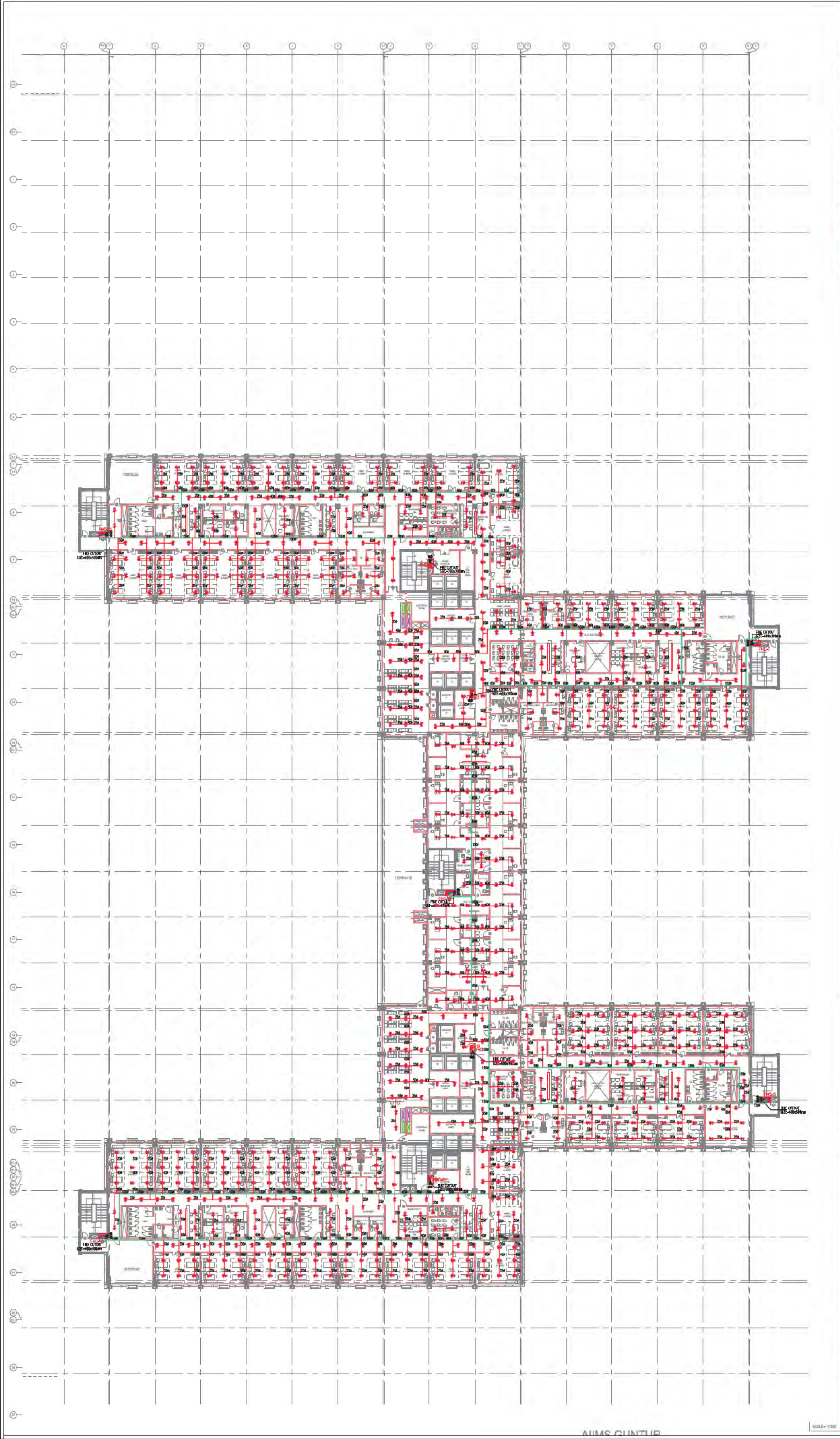
**NOTES**

1. All dimensions are in meters unless otherwise specified.
2. All work shall be in accordance with the Indian Standards (IS) and International Standards (ISO) unless otherwise specified.
3. All materials shall be of the best quality and shall be approved by the Engineer-in-Charge.
4. All work shall be completed within the stipulated time frame.
5. All work shall be done in accordance with the approved drawings.
6. All work shall be done in accordance with the approved specifications.
7. All work shall be done in accordance with the approved schedule.
8. All work shall be done in accordance with the approved budget.
9. All work shall be done in accordance with the approved contract.
10. All work shall be done in accordance with the approved terms and conditions.

LEGEND FOR FIRE FIGHTING--	
A	150φ MS FIRE PIPE
B	150φ MS SPRINKLER PIPE
C	80φ MS FIRE DRAIN PIPE

NO. OF SPRINKLER	DIA OF PIPE
1-2	250
3	320
4-5	400
6-10	500
11-30	650
31-60	800
61-100	1000
101-ABOVE	1500

- UP RIGHT SPRINKLER
- PENDENT SPRINKLER
- PRE-ACTION SYSTEM
- INSTALLATION CONTROL VALVE
- FIRE HOSE CABINET



NO.	DATE	REVISION	DESCRIPTION

**PROJECT:**  
ALL INDIA INSTITUTE OF MEDICAL SCIENCES, GUNTUR.

**CLIENT / PROJECT MANAGEMENT:**  
H.S.C.C. (INDIA) LTD.  
E-4, SECTOR 1, NOIDA - UP 201301

**ARCHITECTS & MASTER PLANNERS:**  
**Perkins Eastman**  
EDIFICE  
INDIA PVT. LTD. (A MEMBER OF PERKINS EASTMAN GROUP)

**FOR TENDER ONLY**

STAGE:	DESIGN DEVELOPMENT	
<b>DIRECTION:</b>	Drawing No: IPD-FF-07	
<b>SCALE:</b>	AS SHOWN	
<b>Sheet Date:</b>	Issue Date: Last issued Date:	
11-Apr-17	18-Oct-17	05-Oct-17
<b>Project Code:</b>	H-HSCC-AIMS-MBI	
<b>Bidding Block:</b>	HOSPITAL	
<b>Floor:</b>	TENTH FLOOR	
<b>Drawing Title:</b>	FIRE FIGHTING LAYOUT	
<b>Checked by:</b>	Sant Nayan	
<b>Approved by:</b>	Perkins Eastman	
<b>File path:</b>	\\server\projects\HSCC\AIMS\MBI\10th Floor\Fire Fighting Layout.dwg	



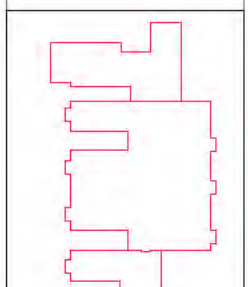
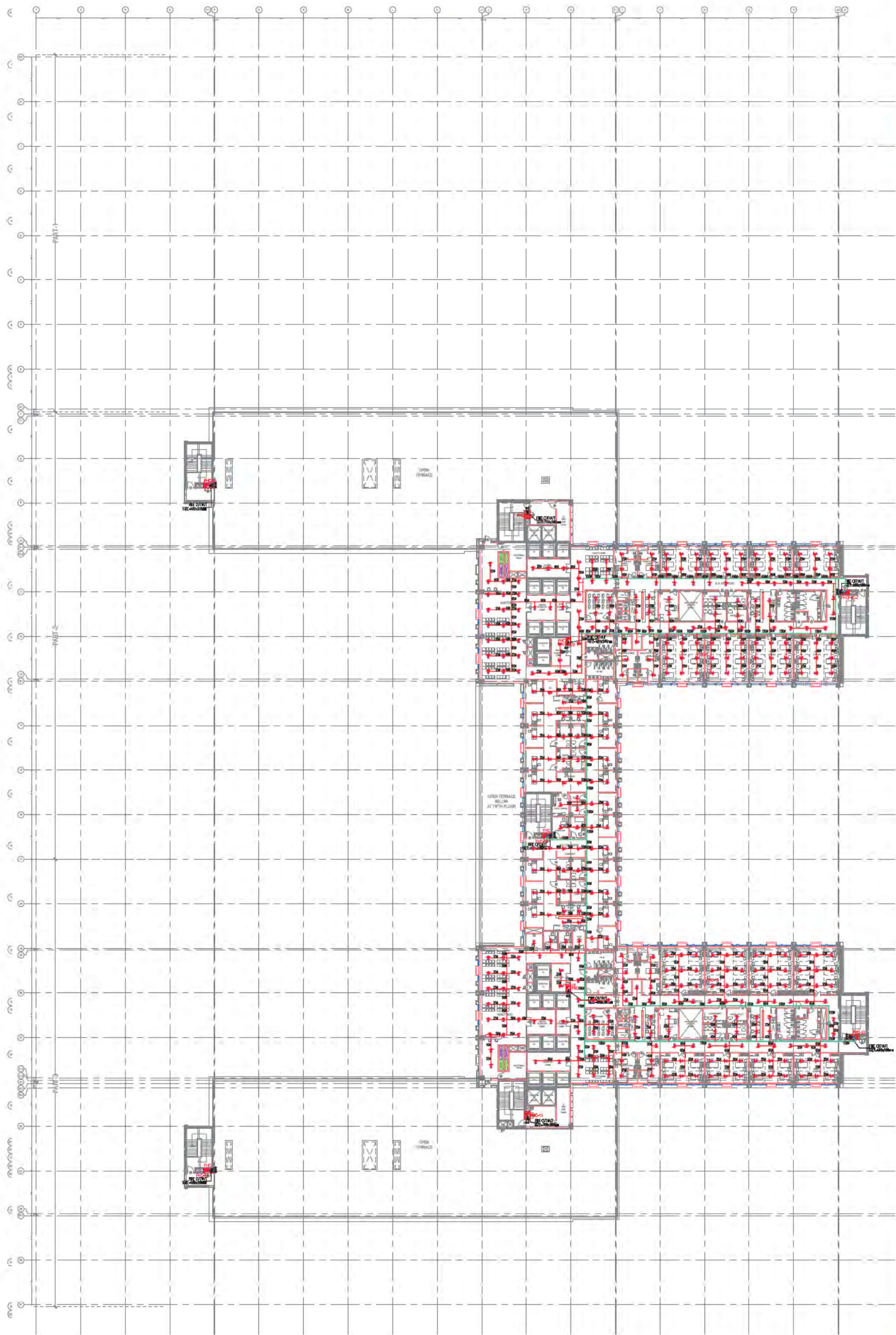
**NOTES**

1. Refer to the relevant specifications for the fire fighting system.
2. The fire fighting system is to be installed in accordance with the Indian Standards IS 9986, IS 15623, IS 15624, IS 15625, IS 15626, IS 15627, IS 15628, IS 15629, IS 15630, IS 15631, IS 15632, IS 15633, IS 15634, IS 15635, IS 15636, IS 15637, IS 15638, IS 15639, IS 15640, IS 15641, IS 15642, IS 15643, IS 15644, IS 15645, IS 15646, IS 15647, IS 15648, IS 15649, IS 15650, IS 15651, IS 15652, IS 15653, IS 15654, IS 15655, IS 15656, IS 15657, IS 15658, IS 15659, IS 15660, IS 15661, IS 15662, IS 15663, IS 15664, IS 15665, IS 15666, IS 15667, IS 15668, IS 15669, IS 15670, IS 15671, IS 15672, IS 15673, IS 15674, IS 15675, IS 15676, IS 15677, IS 15678, IS 15679, IS 15680, IS 15681, IS 15682, IS 15683, IS 15684, IS 15685, IS 15686, IS 15687, IS 15688, IS 15689, IS 15690, IS 15691, IS 15692, IS 15693, IS 15694, IS 15695, IS 15696, IS 15697, IS 15698, IS 15699, IS 15700, IS 15701, IS 15702, IS 15703, IS 15704, IS 15705, IS 15706, IS 15707, IS 15708, IS 15709, IS 15710, IS 15711, IS 15712, IS 15713, IS 15714, IS 15715, IS 15716, IS 15717, IS 15718, IS 15719, IS 15720, IS 15721, IS 15722, IS 15723, IS 15724, IS 15725, IS 15726, IS 15727, IS 15728, IS 15729, IS 15730, IS 15731, IS 15732, IS 15733, IS 15734, IS 15735, IS 15736, IS 15737, IS 15738, IS 15739, IS 15740, IS 15741, IS 15742, IS 15743, IS 15744, IS 15745, IS 15746, IS 15747, IS 15748, IS 15749, IS 15750, IS 15751, IS 15752, IS 15753, IS 15754, IS 15755, IS 15756, IS 15757, IS 15758, IS 15759, IS 15760, IS 15761, IS 15762, IS 15763, IS 15764, IS 15765, IS 15766, IS 15767, IS 15768, IS 15769, IS 15770, IS 15771, IS 15772, IS 15773, IS 15774, IS 15775, IS 15776, IS 15777, IS 15778, IS 15779, IS 15780, IS 15781, IS 15782, IS 15783, IS 15784, IS 15785, IS 15786, IS 15787, IS 15788, IS 15789, IS 15790, IS 15791, IS 15792, IS 15793, IS 15794, IS 15795, IS 15796, IS 15797, IS 15798, IS 15799, IS 15800, IS 15801, IS 15802, IS 15803, IS 15804, IS 15805, IS 15806, IS 15807, IS 15808, IS 15809, IS 15810, IS 15811, IS 15812, IS 15813, IS 15814, IS 15815, IS 15816, IS 15817, IS 15818, IS 15819, IS 15820, IS 15821, IS 15822, IS 15823, IS 15824, IS 15825, IS 15826, IS 15827, IS 15828, IS 15829, IS 15830, IS 15831, IS 15832, IS 15833, IS 15834, IS 15835, IS 15836, IS 15837, IS 15838, IS 15839, IS 15840, IS 15841, IS 15842, IS 15843, IS 15844, IS 15845, IS 15846, IS 15847, IS 15848, IS 15849, IS 15850, IS 15851, IS 15852, IS 15853, IS 15854, IS 15855, IS 15856, IS 15857, IS 15858, IS 15859, IS 15860, IS 15861, IS 15862, IS 15863, IS 15864, IS 15865, IS 15866, IS 15867, IS 15868, IS 15869, IS 15870, IS 15871, IS 15872, IS 15873, IS 15874, IS 15875, IS 15876, IS 15877, IS 15878, IS 15879, IS 15880, IS 15881, IS 15882, IS 15883, IS 15884, IS 15885, IS 15886, IS 15887, IS 15888, IS 15889, IS 15890, IS 15891, IS 15892, IS 15893, IS 15894, IS 15895, IS 15896, IS 15897, IS 15898, IS 15899, IS 15900, IS 15901, IS 15902, IS 15903, IS 15904, IS 15905, IS 15906, IS 15907, IS 15908, IS 15909, IS 15910, IS 15911, IS 15912, IS 15913, IS 15914, IS 15915, IS 15916, IS 15917, IS 15918, IS 15919, IS 15920, IS 15921, IS 15922, IS 15923, IS 15924, IS 15925, IS 15926, IS 15927, IS 15928, IS 15929, IS 15930, IS 15931, IS 15932, IS 15933, IS 15934, IS 15935, IS 15936, IS 15937, IS 15938, IS 15939, IS 15940, IS 15941, IS 15942, IS 15943, IS 15944, IS 15945, IS 15946, IS 15947, IS 15948, IS 15949, IS 15950, IS 15951, IS 15952, IS 15953, IS 15954, IS 15955, IS 15956, IS 15957, IS 15958, IS 15959, IS 15960, IS 15961, IS 15962, IS 15963, IS 15964, IS 15965, IS 15966, IS 15967, IS 15968, IS 15969, IS 15970, IS 15971, IS 15972, IS 15973, IS 15974, IS 15975, IS 15976, IS 15977, IS 15978, IS 15979, IS 15980, IS 15981, IS 15982, IS 15983, IS 15984, IS 15985, IS 15986, IS 15987, IS 15988, IS 15989, IS 15990, IS 15991, IS 15992, IS 15993, IS 15994, IS 15995, IS 15996, IS 15997, IS 15998, IS 15999, IS 16000.

LEGEND FOR FIRE FIGHTING--	
A	150φ MS FIRE PIPE
B	150φ MS SPRINKLER PIPE
C	80φ MS FIRE DRAIN PIPE

NO. OF SPRINKLER	DIA OF PIPE
1-2	250
3	320
4-5	400
6-10	500
11-30	650
31-60	800
61-100	1000
101-ABOVE	1500

- UP RIGHT SPRINKLER
- PENDENT SPRINKLER
- PRE-ACTION SYSTEM
- INSTALLATION CONTROL VALVE
- FIRE HOSE CABINET



NO.	DATE	REVISION	DESCRIPTION OF THE REVISION

**PROJECT:**  
ALL INDIA INSTITUTE OF MEDICAL SCIENCES, GUNTUR.

**CLIENT / PROJECT MANAGEMENT:**  
H.S.C.C. (INDIA) LTD.  
F-4, SECTOR 1, NOIDA - UP 201301

**ARCHITECTS & MASTER PLANNERS:**  
**Perkins Eastman**  
EDIFICE  
INDIA PVT. LTD. (A WHOLLY OWNED SUBSIDIARY OF PERKINS EASTMAN INC., NEW YORK, NY, USA)  
INDIA PVT. LTD. (A WHOLLY OWNED SUBSIDIARY OF PERKINS EASTMAN INC., NEW YORK, NY, USA)  
INDIA PVT. LTD. (A WHOLLY OWNED SUBSIDIARY OF PERKINS EASTMAN INC., NEW YORK, NY, USA)

**FOR TENDER ONLY**

<b>STAGE:</b>	DESIGN DEVELOPMENT
<b>DIRECTION:</b>	Drawing No: IPD-FF-08 Current Revision: 00
<b>DATE:</b>	Issue Date: 18-Oct-17 Last Issued Date: 05-Oct-17
<b>PROJECT CODE:</b>	H-RSCC-AMMS-MBI
<b>BIDDING BLOCK:</b>	HOSPITAL
<b>FLOOR:</b>	SIXTH FLOOR
<b>DRAWING TITLE:</b>	FIRE FIGHTING LAYOUT
<b>DESIGNED BY:</b>	Sudh Ramesh
<b>CHECKED BY:</b>	Perkins T.S.
<b>FILE PATH:</b>	\\102.102.102.102\perkins\project\H-RSCC-AMMS-MBI\IPD-FF-08.dwg



NOTES


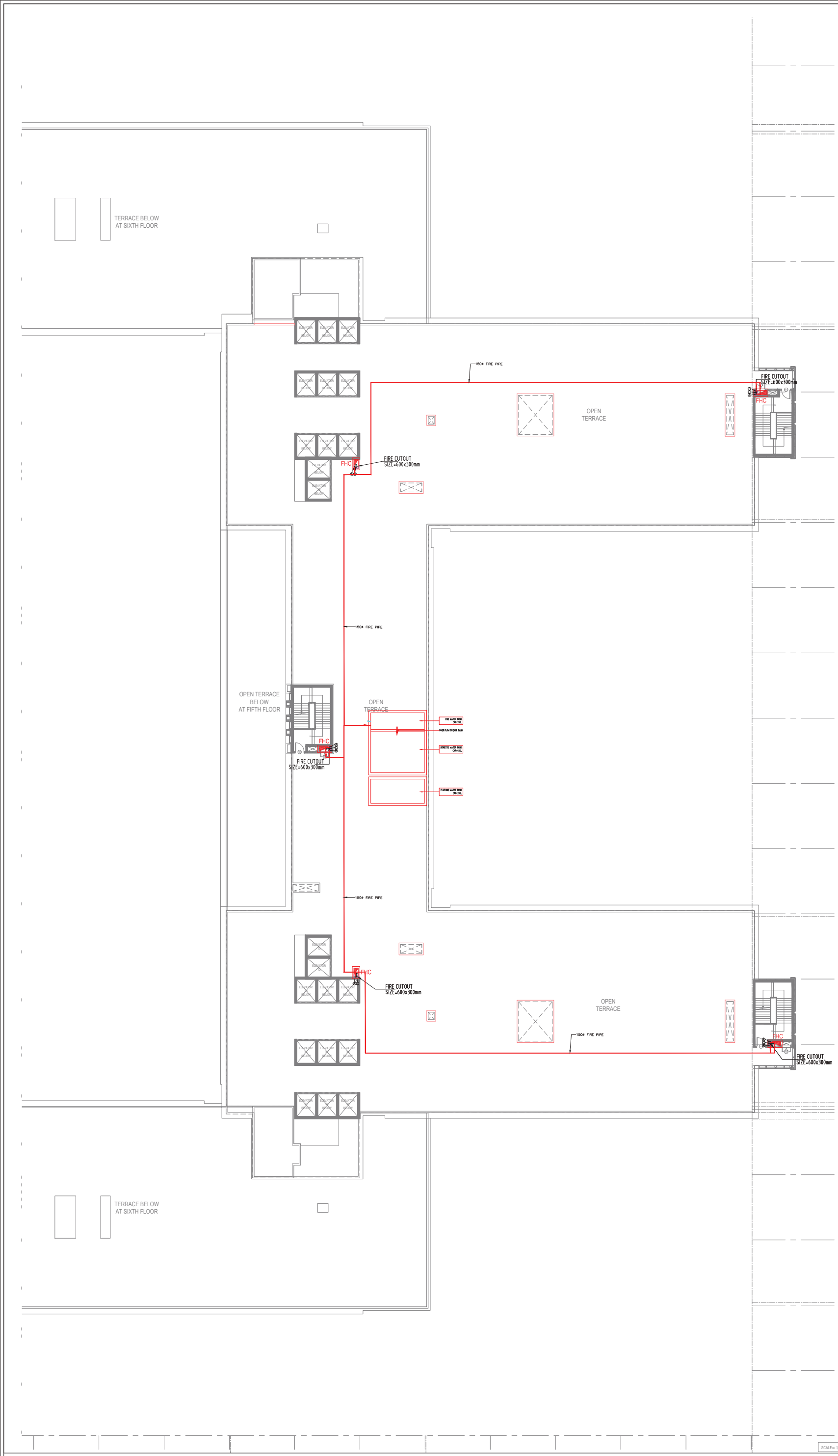
1. ALL DIMENSIONS ARE IN METERS UNLESS OTHERWISE SPECIFIED.
2. ALL WALLS, FLOORS AND CEILING SHALL BE CONCRETE UNLESS OTHERWISE SPECIFIED.
3. ALL DOORS SHALL BE OPEN IN THE DIRECTION OF THE ARROW UNLESS OTHERWISE SPECIFIED.
4. ALL WINDOWS SHALL BE OPEN IN THE DIRECTION OF THE ARROW UNLESS OTHERWISE SPECIFIED.
5. ALL ELECTRICAL AND MECHANICAL SERVICES SHALL BE AS PER THE RELEVANT SCHEDULES.
6. ALL SERVICES SHALL BE INSTALLED IN ACCORDANCE WITH THE APPLICABLE CODES AND STANDARDS.
7. ALL SERVICES SHALL BE INSTALLED IN ACCORDANCE WITH THE APPLICABLE CODES AND STANDARDS.
8. ALL SERVICES SHALL BE INSTALLED IN ACCORDANCE WITH THE APPLICABLE CODES AND STANDARDS.
9. ALL SERVICES SHALL BE INSTALLED IN ACCORDANCE WITH THE APPLICABLE CODES AND STANDARDS.
10. ALL SERVICES SHALL BE INSTALLED IN ACCORDANCE WITH THE APPLICABLE CODES AND STANDARDS.

LEGEND FOR FIRE FIGHTING--

A	150 $\phi$ MS FIRE PIPE
B	150 $\phi$ MS SPRINKLER PIPE
C	80 $\phi$ MS FIRE DRAIN PIPE

NO. OF SPRINKLER	DIA OF PIPE
1-2	250
3	320
4-5	400
6-10	500
11-30	650
31-60	800
61-100	1000
101-ABOVE	1500

UP RIGHT SPRINKLER  
 PENDENT SPRINKLER  
 PRE-ACTION SYSTEM  
 INSTALLATION CONTROL VALVE  
 FIRE HOSE CABINET



REV. NO.	DATE	DRAWN BY	CHECKED BY	DESCRIPTION OF THE REVISIONS

PROJECT:

ALL INDIA INSTITUTE OF MEDICAL SCIENCES, GUNTUR.

CLIENT / PROJECT MANAGEMENT:

H.S.C.C. (INDIA) LTD.  
E-6, SECTOR 1, NOIDA - UP 201301

ARCHITECTS & MASTER PLANNERS:

**Perkins Eastman**

OFFICE

PERKINS EASTMAN AND COMPANY LLP  
330 PARK AVENUE, NEW YORK, NY 10022 USA  
TEL: +1 212 512 2000 FAX: +1 212 512 2001  
MUMBAI OFFICE: PERKINS EASTMAN AND COMPANY LLP, 8TH FLOOR, 101, NARAYAN CHOWK, MUMBAI 400028 INDIA

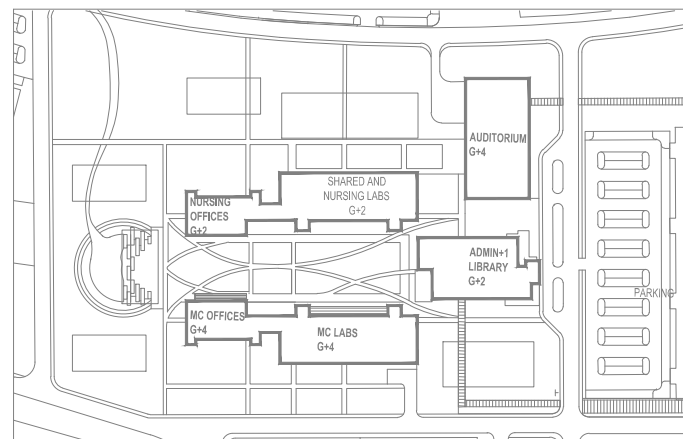
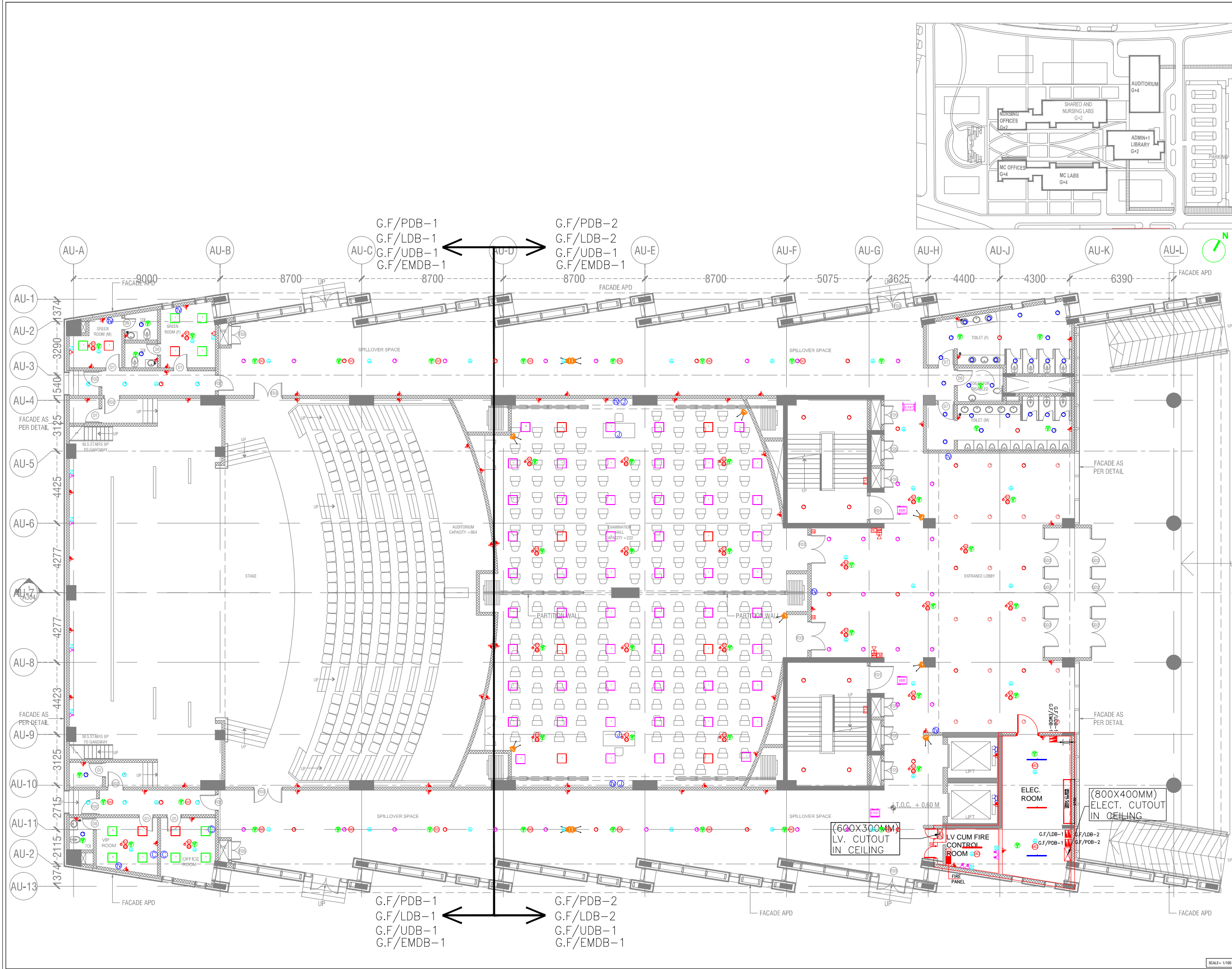
PURPOSE OF RELEASE:

FOR TENDER ONLY

STAGE:	DESIGN DEVELOPMENT
DIRECTION:	Drawing No: IPD-FF-09 Current Revision: 00
Sheet No:	01
Start Date:	Issue Date: Last saved Date:
11-Apr-17	16-Oct-17 05-Oct-17
Project Code:	H-HSCC-AIMS-MGI
Building Block:	HOSPITAL
Floor:	TERRACE FLOOR
Drawing Title:	FIRE FIGHTING LAYOUT
Checked by:	Sunil Nayyar
Approved by:	Harshan T.V.
File path:	H:\2017\2017-2018\HSCC-AIMS-MGI\01-IPD-FF-09-01.dwg

SCALE = 1:300





**NOTES**

- ALL DIMENSIONS ARE IN METERS UNLESS OTHERWISE SPECIFIED.
- ALL LEVELS INDICATED ARE FINISHED FLOOR LEVELS UNLESS OTHERWISE SPECIFIED.
- ALL ROOMS SHALL BE PROVIDED WITH SMOKE DETECTORS AND AUTOMATIC FIRE ALARMS.
- ALL ROOMS SHALL BE PROVIDED WITH SMOKE EXHAUST SYSTEMS.
- ALL ROOMS SHALL BE PROVIDED WITH SMOKE EXHAUST SYSTEMS.
- ALL ROOMS SHALL BE PROVIDED WITH SMOKE EXHAUST SYSTEMS.
- ALL ROOMS SHALL BE PROVIDED WITH SMOKE EXHAUST SYSTEMS.
- ALL ROOMS SHALL BE PROVIDED WITH SMOKE EXHAUST SYSTEMS.
- ALL ROOMS SHALL BE PROVIDED WITH SMOKE EXHAUST SYSTEMS.
- ALL ROOMS SHALL BE PROVIDED WITH SMOKE EXHAUST SYSTEMS.

REV. NO.	DATE	DRAWN BY	CHECKED BY	FIRST ISSUE

**REVISIONS**

NO.	DATE	DESCRIPTION OF THE REVISIONS

**PROJECT:**  
ALL INDIA INSTITUTE OF MEDICAL SCIENCES, GUNTUR.

**CLIENT / PROJECT MANAGEMENT:**  
HOSPITAL SERVICES CONSULTANCY CORPORATION LTD.  
E-6, Sector 1, Noida - UP 201301

**ARCHITECTS & MASTER PLANNERS:**  
**Perkins Eastman**  
115 Park Avenue, New York, NY 10017, USA  
TEL: +1 212 512 2000 FAX: +1 212 512 2001

**PURPOSE OF RELEASE:**  
FOR TENDER ONLY

**STAGE:** DESIGN DEVELOPMENT

**DIRECTION:** Drawing No: AU-EL-01 Current Revision: R0

**AS PER KEY PLAN**

Start Date: 11-May-17 Issue Date: 05-Oct-17 Last saved Date: 05-Oct-17

Project Code: H-HSCC-AIIMS-MGI

Building/Block: AUDITORIUM

Floor: GROUND FLOOR

Drawing Title: ELECTRICAL LAYOUT

Checked by: Sanil Nayyar

Approved by: Harshan T.V.

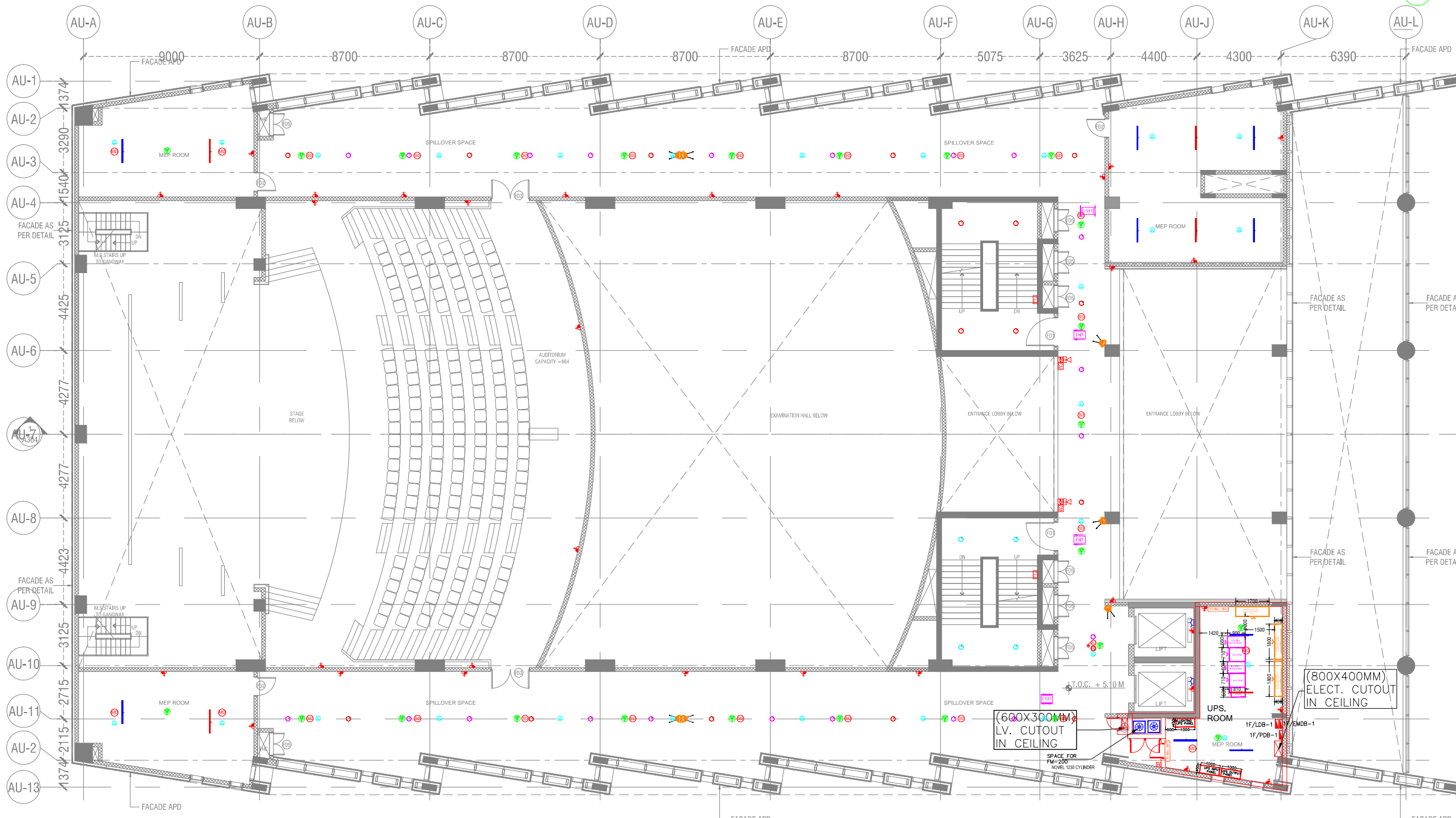
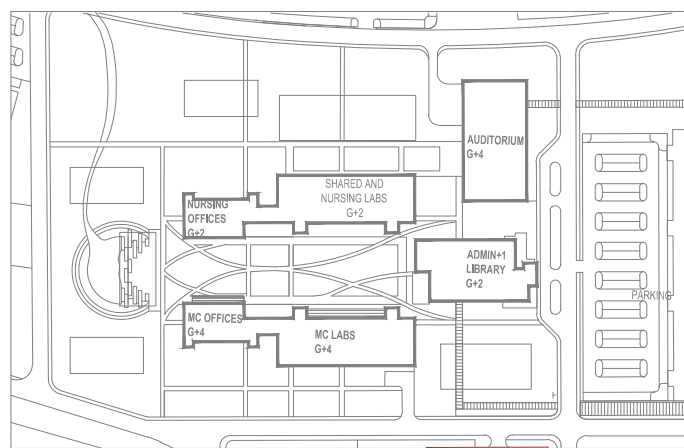
File path: I:\2017\11-May-17\HSCC-AIIMS-MGI\AUDITORIUM\DRAWINGS\21700017-Plan.dwg

SCALE: 1:100



NOTES

- 1. ALL DIMENSIONS AND LEVELS UNLESS OTHERWISE SPECIFIED.
- 2. ALL LEVELS INDICATED ARE FINISHED FLOOR LEVELS UNLESS OTHERWISE SPECIFIED.
- 3. DIMENSIONS GIVEN IN METERS AND MILLIMETERS UNLESS OTHERWISE SPECIFIED.
- 4. THE DRAWING, INCLUDING EXISTING AND PROPOSED WORK, IS TO BE READ AND UNDERSTOOD IN THE LIGHT OF THE PROJECT REQUIREMENTS AND THE REVISIONS TO THIS DRAWING.
- 5. DIMENSIONS GIVEN IN METERS AND MILLIMETERS UNLESS OTHERWISE SPECIFIED.
- 6. DIMENSIONS GIVEN IN METERS AND MILLIMETERS UNLESS OTHERWISE SPECIFIED.
- 7. DIMENSIONS GIVEN IN METERS AND MILLIMETERS UNLESS OTHERWISE SPECIFIED.
- 8. DIMENSIONS GIVEN IN METERS AND MILLIMETERS UNLESS OTHERWISE SPECIFIED.
- 9. DIMENSIONS GIVEN IN METERS AND MILLIMETERS UNLESS OTHERWISE SPECIFIED.
- 10. DIMENSIONS GIVEN IN METERS AND MILLIMETERS UNLESS OTHERWISE SPECIFIED.



REV. NO.	DATE	DRAWN BY	CHECKED BY	FIRST ISSUE
REVISIONS		DESCRIPTION OF THE REVISIONS		

PROJECT: ALL INDIA INSTITUTE OF MEDICAL SCIENCES, GUNTUR.

CLIENT / PROJECT MANAGEMENT: HOSPITAL SERVICES CONSULTANCY CORPORATION Ltd.  
 E-6, Sector 1, Noida - UP 201301



PURPOSE OF RELEASE: FOR TENDER ONLY

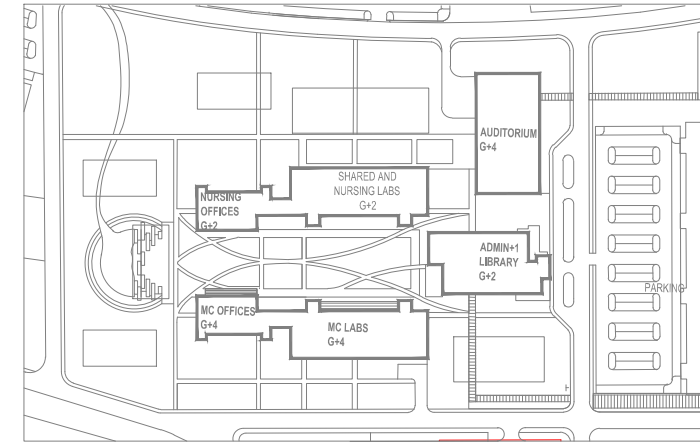
STAGE:	DESIGN DEVELOPMENT
DIRECTION:	AS PER KEY PLAN
Drawing No.:	AU-EL-02
Current Revision:	R0

Start Date:	Issue Date:	Last saved Date:
11-May-17	05-Oct-17	05-Oct-17
Project Code:	H-HSCC-AIIMS-MGI	
Building/Block:	AUDITORIUM	
Floor:	FIRST FLOOR	
Drawing Title:	LIGHTING LAYOUT	
Checked by:	Sanil Nayyar	
Approved by:	Harshan T.V.	
File Path:	G:\Projects\2017\HSCC\AIIMS\Guntur\AUDITORIUM_DRAWINGS_27080017\Final.dwg	

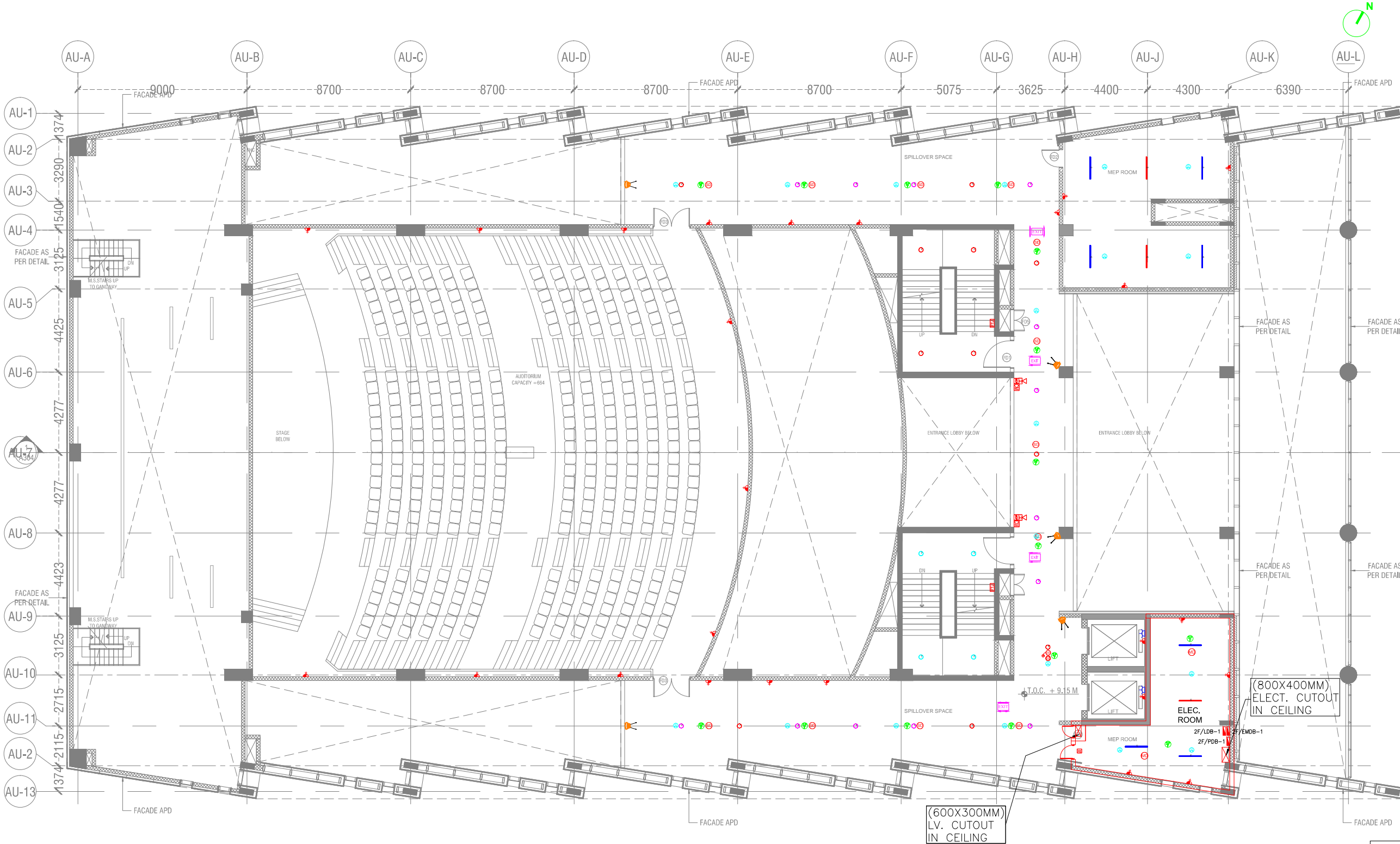
SCALE = 1:100

THIS DRAWING IS THE SOLE PROPERTY OF PERKINS EASTMAN ARCHITECTS & ENGINEERS LLP. IT IS TO BE USED ONLY FOR THE PROJECT AND NOT TO BE REPRODUCED OR TRANSMITTED IN ANY FORM OR BY ANY MEANS, WITHOUT THE PRIOR WRITTEN PERMISSION OF PERKINS EASTMAN ARCHITECTS & ENGINEERS LLP.





- NOTES**
1. ALL DIMENSIONS ARE IN METERS UNLESS OTHERWISE SPECIFIED.
  2. ALL LEVELS INDICATED ARE FINISHED FLOOR LEVELS UNLESS OTHERWISE SPECIFIED.
  3. DIMENSIONS TO FACE UNLESS OTHERWISE SPECIFIED.
  4. THE DRAWING, INCLUDING DIMENSIONS, IS TO BE USED TO CONSTRUCT THE WORK. DIMENSIONS TO FACE UNLESS OTHERWISE SPECIFIED.
  5. DIMENSIONS TO FACE UNLESS OTHERWISE SPECIFIED.
  6. DIMENSIONS TO FACE UNLESS OTHERWISE SPECIFIED.
  7. DIMENSIONS TO FACE UNLESS OTHERWISE SPECIFIED.
  8. DIMENSIONS TO FACE UNLESS OTHERWISE SPECIFIED.
  9. DIMENSIONS TO FACE UNLESS OTHERWISE SPECIFIED.
  10. DIMENSIONS TO FACE UNLESS OTHERWISE SPECIFIED.



REV. NO.	DATE	DRAWN BY	CHECKED BY	DESCRIPTION OF THE REVISIONS

REV. NO.	DATE	DRAWN BY	CHECKED BY	DESCRIPTION OF THE REVISIONS

**PROJECT:**  
ALL INDIA INSTITUTE OF MEDICAL SCIENCES, GUNTUR.

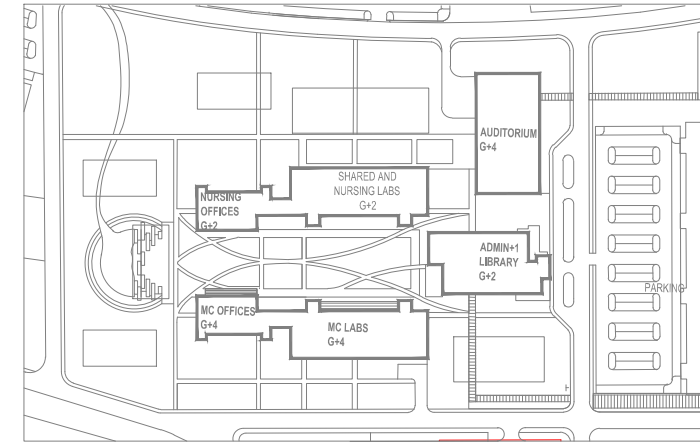
**CLIENT / PROJECT MANAGEMENT:**  
HOSPITAL SERVICES CONSULTANCY CORPORATION LTD.  
E-6, Sector 1, Noida - UP 201301



FOR TENDER ONLY		
STAGE:	DESIGN DEVELOPMENT	
DIRECTION:	AS PER KEY PLAN	
Drawing No.:	AU-EL-03	Current Revision:
Issue Date:	05-Oct-17	Last saved Date:
Issue Date:	05-Oct-17	05-Oct-17
Project Code:	H-HSCC-AIMS-MGI	
Blng/Block:	AUDITORIUM	
Floor:	SECOND FLOOR	
Drawing Title:	LIGHTING LAYOUT	
Checked by:	Satish Nayyar	
Approved by:	Harshan T.V.	
File path:	C:\Users\harshan.t.v\Documents\HSCC-AIMS-MGI\AUDITORIUM\DRAWINGS\21080017-Flooring	

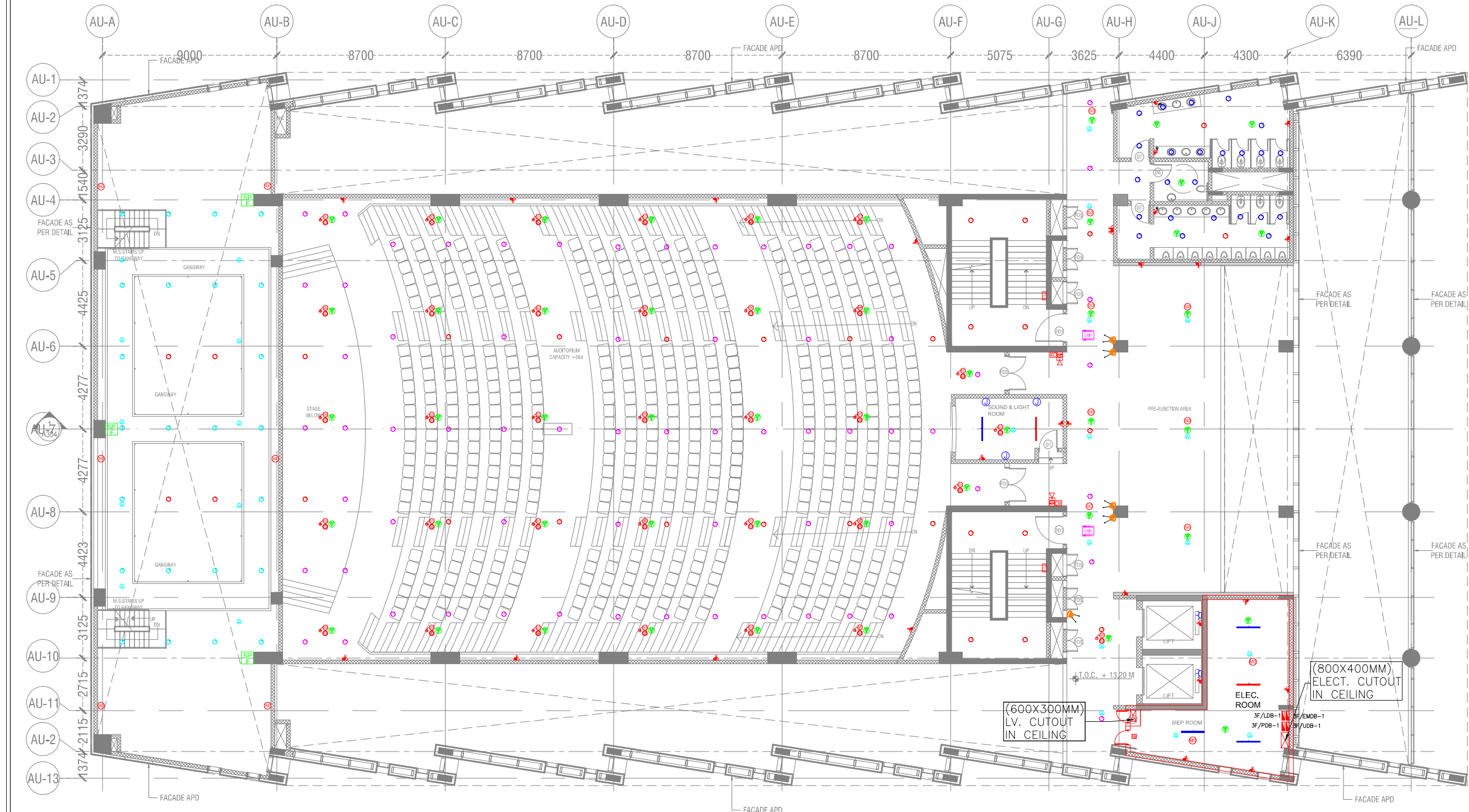
SCALE = 1:100





**NOTES**

1. ALL DIMENSIONS ARE IN METERS UNLESS OTHERWISE SPECIFIED.
2. ALL LEVELS INDICATED ARE FINISHED FLOOR LEVELS UNLESS OTHERWISE SPECIFIED.
3. THE DRAWING, INCLUDING DIMENSIONS, IS TO BE USED FOR INFORMATION ONLY. IT IS NOT TO BE USED FOR CONSTRUCTION OR FOR ANY OTHER PURPOSE WITHOUT THE WRITTEN PERMISSION OF PERKINS EASTMAN.
4. DIMENSIONS GIVEN ARE TO BE TAKEN AS SHOWN UNLESS OTHERWISE SPECIFIED.
5. ALL DIMENSIONS ARE TO BE TAKEN AS SHOWN UNLESS OTHERWISE SPECIFIED.
6. ALL DIMENSIONS ARE TO BE TAKEN AS SHOWN UNLESS OTHERWISE SPECIFIED.
7. ALL DIMENSIONS ARE TO BE TAKEN AS SHOWN UNLESS OTHERWISE SPECIFIED.
8. ALL DIMENSIONS ARE TO BE TAKEN AS SHOWN UNLESS OTHERWISE SPECIFIED.



REV. NO.	DATE	DRAWN BY	CHECKED BY	DESCRIPTION OF THE REVISIONS

**PROJECT:**  
ALL INDIA INSTITUTE OF MEDICAL SCIENCES, GUNTUR.

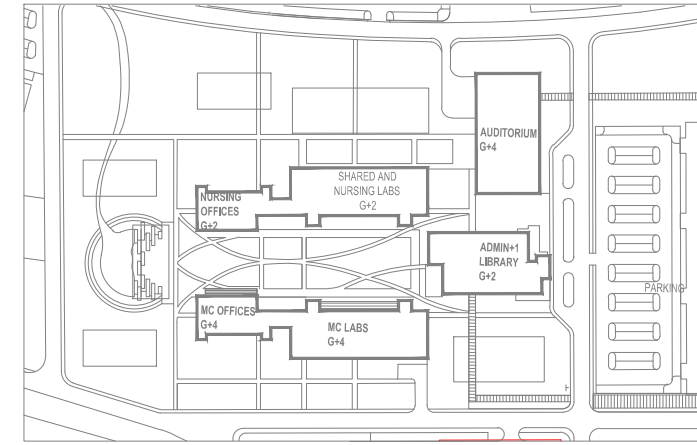
**CLIENT / PROJECT MANAGEMENT:**  
HOSPITAL SERVICES CONSULTANCY CORPORATION LTD.  
E-6, Sector 1, Noida - UP 201301



FOR TENDER ONLY		
STAGE:	DESIGN DEVELOPMENT	Current Revision:
DIRECTION:	AS PER KEY PLAN	RO
Start Date:	Issue Date:	Last saved Date:
11-May-17	05-Oct-17	05-Oct-17
Project Code:	H-HSCC-AIIMS-MGI	
Blind/Block:	AUDITORIUM	
Floor:	THIRD FLOOR	
Drawing Title:	LIGHTING LAYOUT	
Checked by:	Sairaj Nayyar	
Approved by:	Harshan T.V.	
File path:	C:\Users\Harshan.T.V\Desktop\AIIMS-MGI\AUDITORIUM\DRAWINGS\21080017-Flooring	

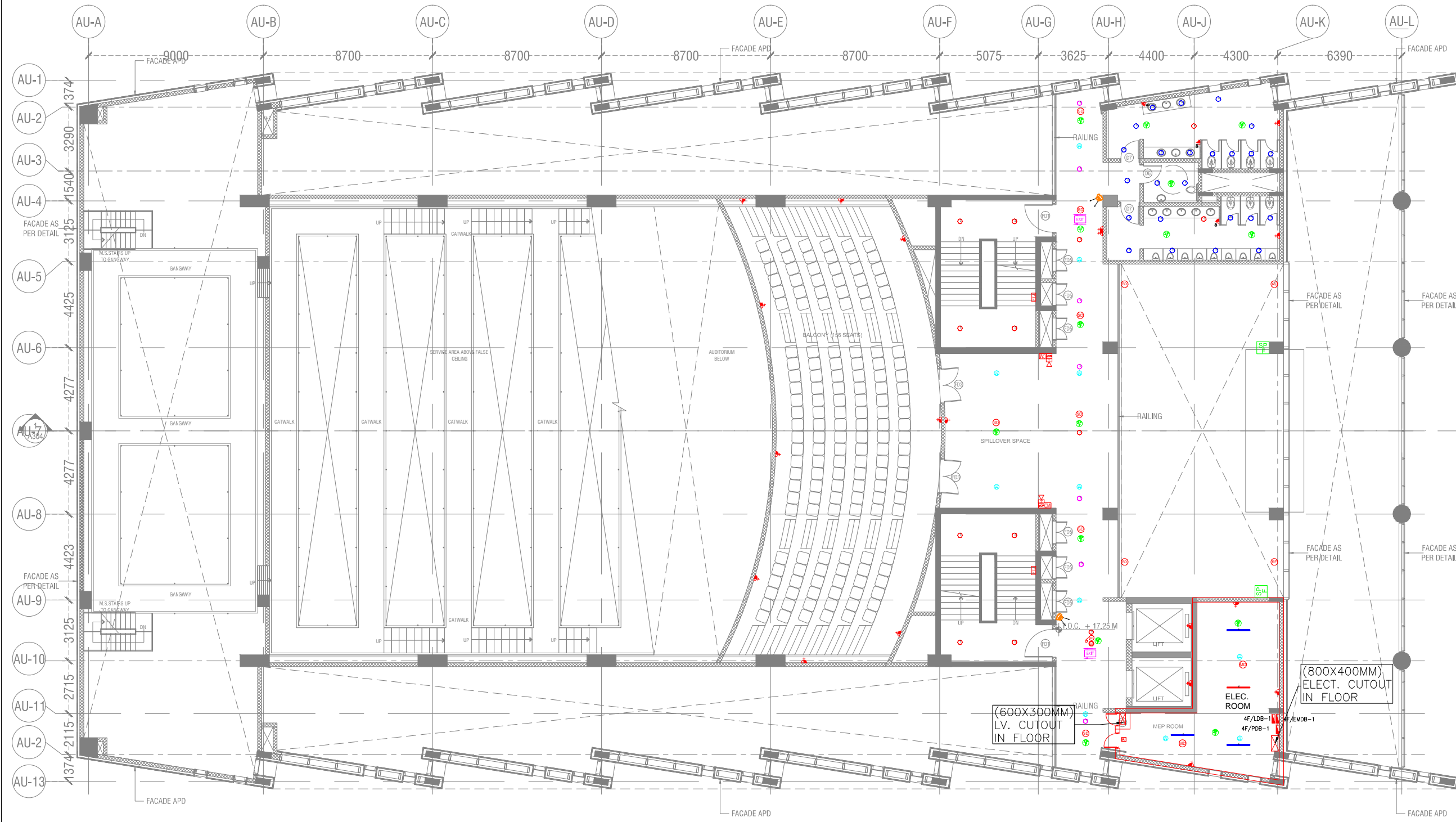
SCALE = 1:100





**NOTES**

- 1. ALL DIMENSIONS ARE UNLESS OTHERWISE SPECIFIED.
- 2. ALL LEVELS EXCEPTED ARE UNLESS OTHERWISE SPECIFIED.
- 3. DIMENSIONS GIVEN IN METERS ARE UNLESS OTHERWISE SPECIFIED.
- 4. THE DRAWING, INCLUDING DIMENSIONS, IS TO BE USED TO CONSTRUCT THE WORK AS SHOWN AND NOT TO BE USED AS A BASIS FOR ANY OTHER CONSTRUCTION.
- 5. DIMENSIONS GIVEN IN METERS ARE UNLESS OTHERWISE SPECIFIED.
- 6. DIMENSIONS GIVEN IN METERS ARE UNLESS OTHERWISE SPECIFIED.
- 7. ALL DIMENSIONS ARE UNLESS OTHERWISE SPECIFIED.
- 8. ALL DIMENSIONS ARE UNLESS OTHERWISE SPECIFIED.



REV. NO.	DATE	DRAWN BY	CHECKED BY	DESCRIPTION OF THE REVISIONS

**PROJECT:**  
ALL INDIA INSTITUTE OF MEDICAL SCIENCES, GUNTUR.

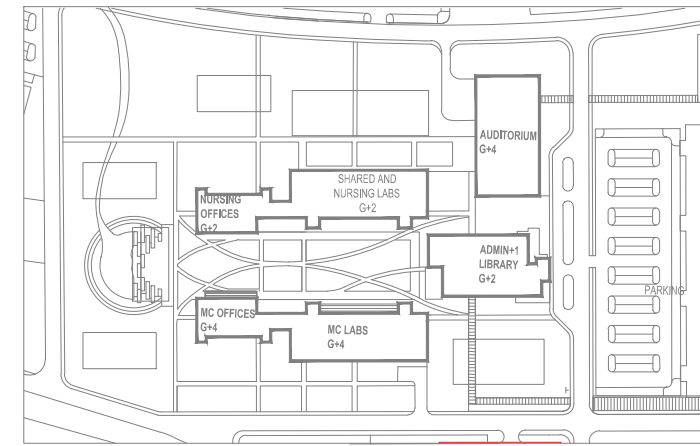
**CLIENT / PROJECT MANAGEMENT:**  
HOSPITAL SERVICES CONSULTANCY CORPORATION LTD.  
E-6, Sector 1, Noida - UP 201301



FOR TENDER ONLY		
STAGE:	DESIGN DEVELOPMENT	Current Revision:
DIRECTION:	AS PER KEY PLAN	Current Revision:
Start Date:	Issue Date:	Last saved Date:
11-May-17	05-Oct-17	05-Oct-17
Project Code:	H-HSCC-AIIMS-MGI	
Building/Block:	AUDITORIUM	
Floor:	FOURTH FLOOR	
Drawing Title:	LIGHTING LAYOUT	
Checked by:	Sani Nayyar	
Approved by:	Harshan T.V.	

SCALE = 1/100





**NOTES**

- 1. ALL DIMENSIONS ARE IN METERS UNLESS OTHERWISE SPECIFIED.
- 2. ALL LEVELS INDICATED ARE UNLESS OTHERWISE SPECIFIED.
- 3. DIMENSIONS GIVEN IN METERS SHALL BE TO THE FACE UNLESS OTHERWISE SPECIFIED.
- 4. THE DRAWING, INCLUDING DIMENSIONS, IS TO BE USED TO CONSTRUCT THE WORK.
- 5. DIMENSIONS GIVEN IN METERS SHALL BE TO THE FACE UNLESS OTHERWISE SPECIFIED.
- 6. DIMENSIONS GIVEN IN METERS SHALL BE TO THE FACE UNLESS OTHERWISE SPECIFIED.
- 7. DIMENSIONS GIVEN IN METERS SHALL BE TO THE FACE UNLESS OTHERWISE SPECIFIED.
- 8. DIMENSIONS GIVEN IN METERS SHALL BE TO THE FACE UNLESS OTHERWISE SPECIFIED.
- 9. DIMENSIONS GIVEN IN METERS SHALL BE TO THE FACE UNLESS OTHERWISE SPECIFIED.
- 10. DIMENSIONS GIVEN IN METERS SHALL BE TO THE FACE UNLESS OTHERWISE SPECIFIED.

REV. NO.	DATE	DRAWN BY	CHECKED BY	DESCRIPTION OF THE REVISIONS

**PROJECT:**  
ALL INDIA INSTITUTE OF MEDICAL SCIENCES, GUNTUR.

**CLIENT / PROJECT MANAGEMENT:**  
HOSPITAL SERVICES CONSULTANCY CORPORATION Ltd.  
E-6, Sector 1, Noida - UP 201301

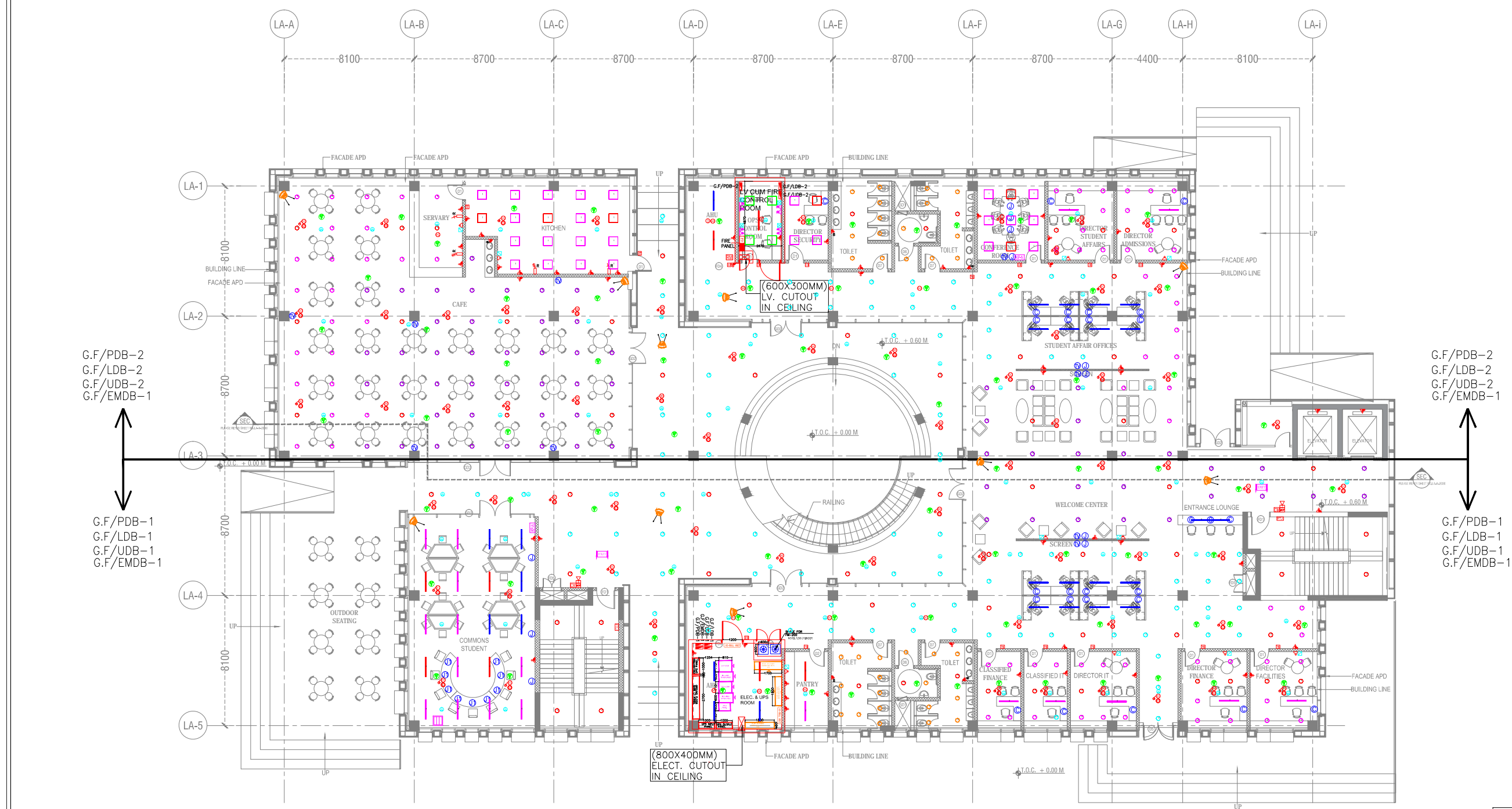
**ARCHITECTS & MASTER PLANNERS:**  
**Perkins Eastman**  
115 Park Avenue, New York, NY 10017, USA  
TEL: +1 212 904 7000 FAX: +1 212 904 7676

**FOR TENDER ONLY**

<b>STAGE:</b> DESIGN DEVELOPMENT	<b>Drawing No.:</b> LA-EL-01	<b>Current Revision:</b> R0
----------------------------------	------------------------------	-----------------------------

<b>Start Date:</b> 11-May-17	<b>Issue Date:</b> 05-Oct-17	<b>Last saved Date:</b> 05-Oct-17
<b>Project Code:</b> H-HSCC-AIIMS-MGI		
<b>Blind/Block:</b> LIBRARY AND ADMIN		
<b>Floor:</b> GROUND FLOOR		
<b>Drawing Title:</b> ELECTRICAL LAYOUT	<b>Checked by:</b> Sanil Nijjar	
<b>Approved by:</b> Harshan T.V.		

SCALE: 1/25



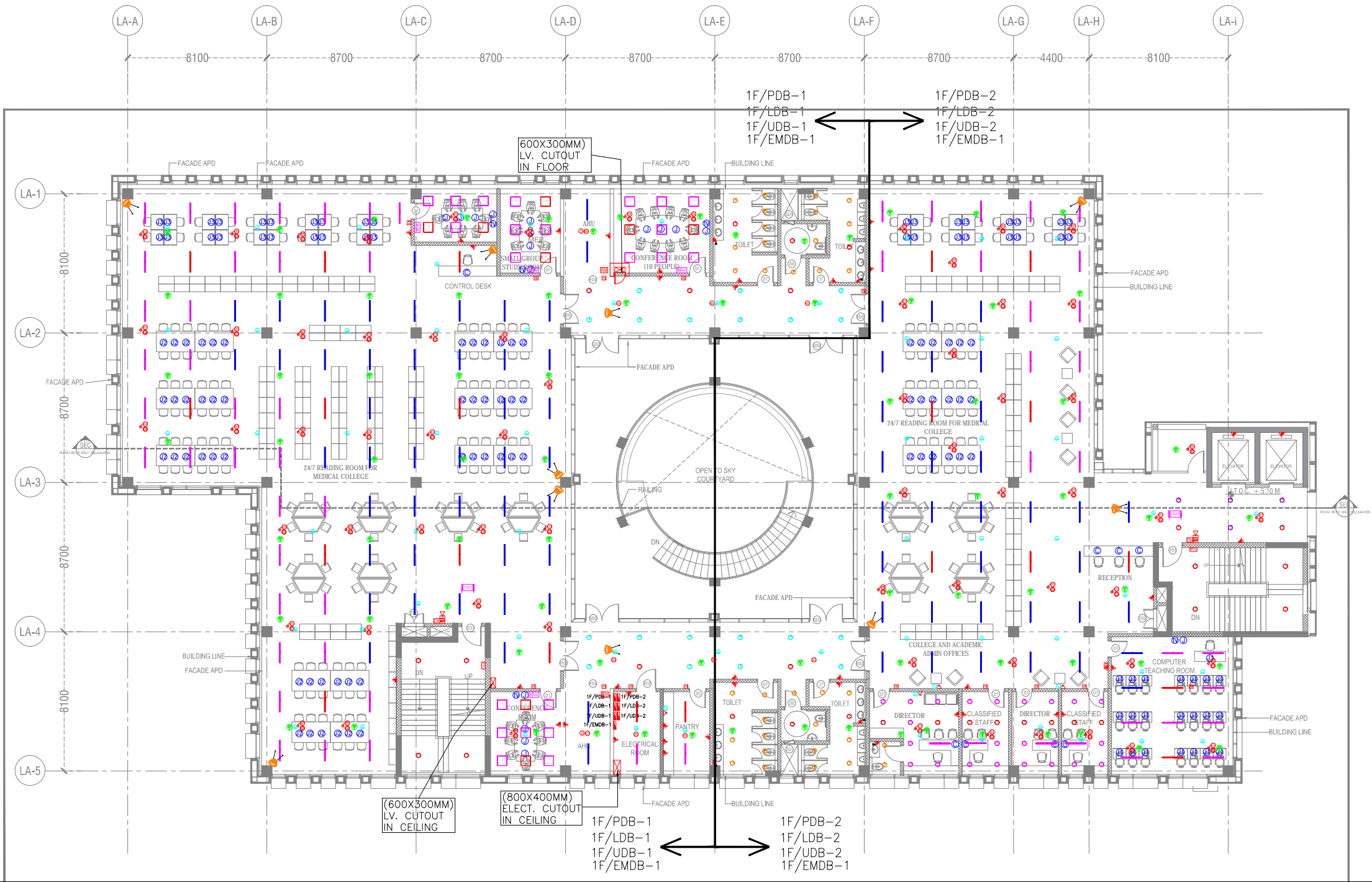
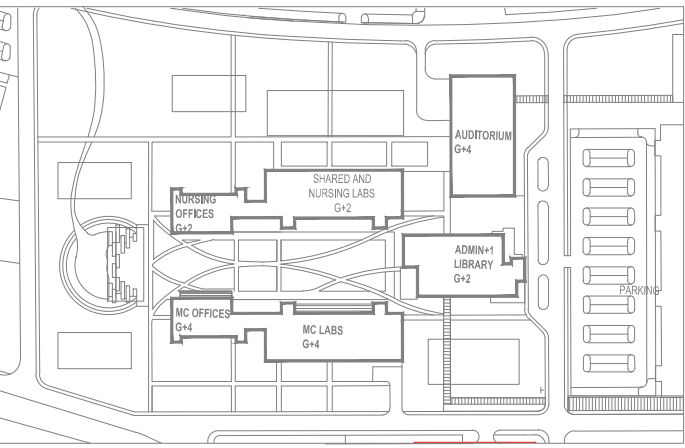
G.F./PDB-2  
G.F./LDB-2  
G.F./UDB-2  
G.F./EMDB-1

G.F./PDB-1  
G.F./LDB-1  
G.F./UDB-1  
G.F./EMDB-1

G.F./PDB-2  
G.F./LDB-2  
G.F./UDB-2  
G.F./EMDB-1

G.F./PDB-1  
G.F./LDB-1  
G.F./UDB-1  
G.F./EMDB-1





NOTES

- 1. ALL DIMENSIONS ARE IN METERS UNLESS OTHERWISE SPECIFIED.
- 2. ALL LEVELS INDICATED ARE FINISHED FLOOR LEVELS UNLESS OTHERWISE SPECIFIED.
- 3. DIMENSIONS TO FACE UNLESS OTHERWISE SPECIFIED.
- 4. THE DRAWING, INCLUDING DIMENSIONS, IS THE PROPERTY OF HOSPITAL SERVICES CONSULTANCY CORPORATION AND IS NOT TO BE REPRODUCED OR TRANSMITTED IN ANY FORM OR BY ANY MEANS, ELECTRONIC OR MECHANICAL, INCLUDING PHOTOCOPYING, RECORDING, OR BY ANY INFORMATION STORAGE AND RETRIEVAL SYSTEM, WITHOUT PERMISSION IN WRITING FROM HOSPITAL SERVICES CONSULTANCY CORPORATION.
- 5. ALL RIGHTS RESERVED BY HOSPITAL SERVICES CONSULTANCY CORPORATION.
- 6. ALL DIMENSIONS SHALL BE AS SHOWN UNLESS OTHERWISE SPECIFIED.
- 7. ALL DIMENSIONS SHALL BE AS SHOWN UNLESS OTHERWISE SPECIFIED.
- 8. ALL DIMENSIONS SHALL BE AS SHOWN UNLESS OTHERWISE SPECIFIED.
- 9. ALL DIMENSIONS SHALL BE AS SHOWN UNLESS OTHERWISE SPECIFIED.
- 10. ALL DIMENSIONS SHALL BE AS SHOWN UNLESS OTHERWISE SPECIFIED.

REV. NO.	DATE	DRAWN BY	CHECKED BY	DESCRIPTION OF THE REVISIONS
REVISIONS				

PROJECT: ALL INDIA INSTITUTE OF MEDICAL SCIENCES, GUNTUR.

CLIENT / PROJECT MANAGEMENT: HOSPITAL SERVICES CONSULTANCY CORPORATION Ltd. E-6, Sector 1, Noida - UP 201301



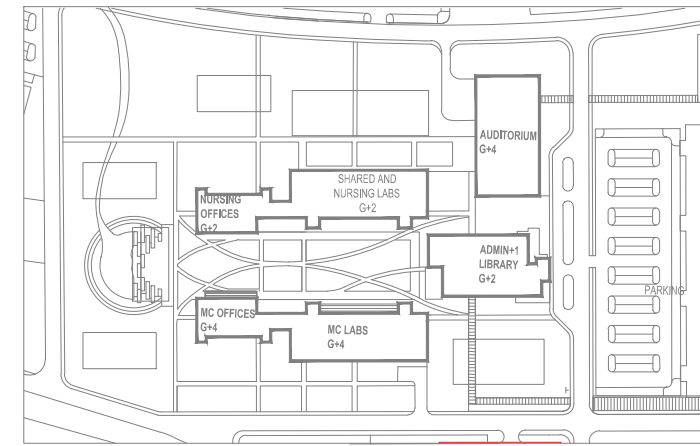
FOR TENDER ONLY

STAGE: DESIGN DEVELOPMENT	Drawing No: LA-EL-02	Current Revision: R0
---------------------------	----------------------	----------------------

Start Date: 11-May-17	Issue Date: 05-Oct-17	Last saved Date: 05-Oct-17
Project Code: H-HSCC-AIMS-MGI	Bldg/Block: LIBRARY AND ADMIN	
Floor: FIRST FLOOR		
Drawing title: ELECTRICAL LAYOUT		
Checked by: Sanil Nijjar		
Approved by: Harshan T.V.		
File path: U:\02 100 1 2017\01\02\03\04\05\06\07\08\09\10\11\12\13\14\15\16\17\18\19\20\21\22\23\24\25\26\27\28\29\30\31\32\33\34\35\36\37\38\39\40\41\42\43\44\45\46\47\48\49\50\51\52\53\54\55\56\57\58\59\60\61\62\63\64\65\66\67\68\69\70\71\72\73\74\75\76\77\78\79\80\81\82\83\84\85\86\87\88\89\90\91\92\93\94\95\96\97\98\99\100\101\102\103\104\105\106\107\108\109\110\111\112\113\114\115\116\117\118\119\120\121\122\123\124\125\126\127\128\129\130\131\132\133\134\135\136\137\138\139\140\141\142\143\144\145\146\147\148\149\150\151\152\153\154\155\156\157\158\159\160\161\162\163\164\165\166\167\168\169\170\171\172\173\174\175\176\177\178\179\180\181\182\183\184\185\186\187\188\189\190\191\192\193\194\195\196\197\198\199\200\201\202\203\204\205\206\207\208\209\210\211\212\213\214\215\216\217\218\219\220\221\222\223\224\225\226\227\228\229\230\231\232\233\234\235\236\237\238\239\240\241\242\243\244\245\246\247\248\249\250\251\252\253\254\255\256\257\258\259\260\261\262\263\264\265\266\267\268\269\270\271\272\273\274\275\276\277\278\279\280\281\282\283\284\285\286\287\288\289\290\291\292\293\294\295\296\297\298\299\300\301\302\303\304\305\306\307\308\309\310\311\312\313\314\315\316\317\318\319\320\321\322\323\324\325\326\327\328\329\330\331\332\333\334\335\336\337\338\339\340\341\342\343\344\345\346\347\348\349\350\351\352\353\354\355\356\357\358\359\360\361\362\363\364\365\366\367\368\369\370\371\372\373\374\375\376\377\378\379\380\381\382\383\384\385\386\387\388\389\390\391\392\393\394\395\396\397\398\399\400\401\402\403\404\405\406\407\408\409\410\411\412\413\414\415\416\417\418\419\420\421\422\423\424\425\426\427\428\429\430\431\432\433\434\435\436\437\438\439\440\441\442\443\444\445\446\447\448\449\450\451\452\453\454\455\456\457\458\459\460\461\462\463\464\465\466\467\468\469\470\471\472\473\474\475\476\477\478\479\480\481\482\483\484\485\486\487\488\489\490\491\492\493\494\495\496\497\498\499\500\501\502\503\504\505\506\507\508\509\510\511\512\513\514\515\516\517\518\519\520\521\522\523\524\525\526\527\528\529\530\531\532\533\534\535\536\537\538\539\540\541\542\543\544\545\546\547\548\549\550\551\552\553\554\555\556\557\558\559\560\561\562\563\564\565\566\567\568\569\570\571\572\573\574\575\576\577\578\579\580\581\582\583\584\585\586\587\588\589\590\591\592\593\594\595\596\597\598\599\600\601\602\603\604\605\606\607\608\609\610\611\612\613\614\615\616\617\618\619\620\621\622\623\624\625\626\627\628\629\630\631\632\633\634\635\636\637\638\639\640\641\642\643\644\645\646\647\648\649\650\651\652\653\654\655\656\657\658\659\660\661\662\663\664\665\666\667\668\669\670\671\672\673\674\675\676\677\678\679\680\681\682\683\684\685\686\687\688\689\690\691\692\693\694\695\696\697\698\699\700\701\702\703\704\705\706\707\708\709\710\711\712\713\714\715\716\717\718\719\720\721\722\723\724\725\726\727\728\729\730\731\732\733\734\735\736\737\738\739\740\741\742\743\744\745\746\747\748\749\750\751\752\753\754\755\756\757\758\759\760\761\762\763\764\765\766\767\768\769\770\771\772\773\774\775\776\777\778\779\780\781\782\783\784\785\786\787\788\789\790\791\792\793\794\795\796\797\798\799\800\801\802\803\804\805\806\807\808\809\810\811\812\813\814\815\816\817\818\819\820\821\822\823\824\825\826\827\828\829\830\831\832\833\834\835\836\837\838\839\840\841\842\843\844\845\846\847\848\849\850\851\852\853\854\855\856\857\858\859\860\861\862\863\864\865\866\867\868\869\870\871\872\873\874\875\876\877\878\879\880\881\882\883\884\885\886\887\888\889\890\891\892\893\894\895\896\897\898\899\900\901\902\903\904\905\906\907\908\909\910\911\912\913\914\915\916\917\918\919\920\921\922\923\924\925\926\927\928\929\930\931\932\933\934\935\936\937\938\939\940\941\942\943\944\945\946\947\948\949\950\951\952\953\954\955\956\957\958\959\960\961\962\963\964\965\966\967\968\969\970\971\972\973\974\975\976\977\978\979\980\981\982\983\984\985\986\987\988\989\990\991\992\993\994\995\996\997\998\999\1000		

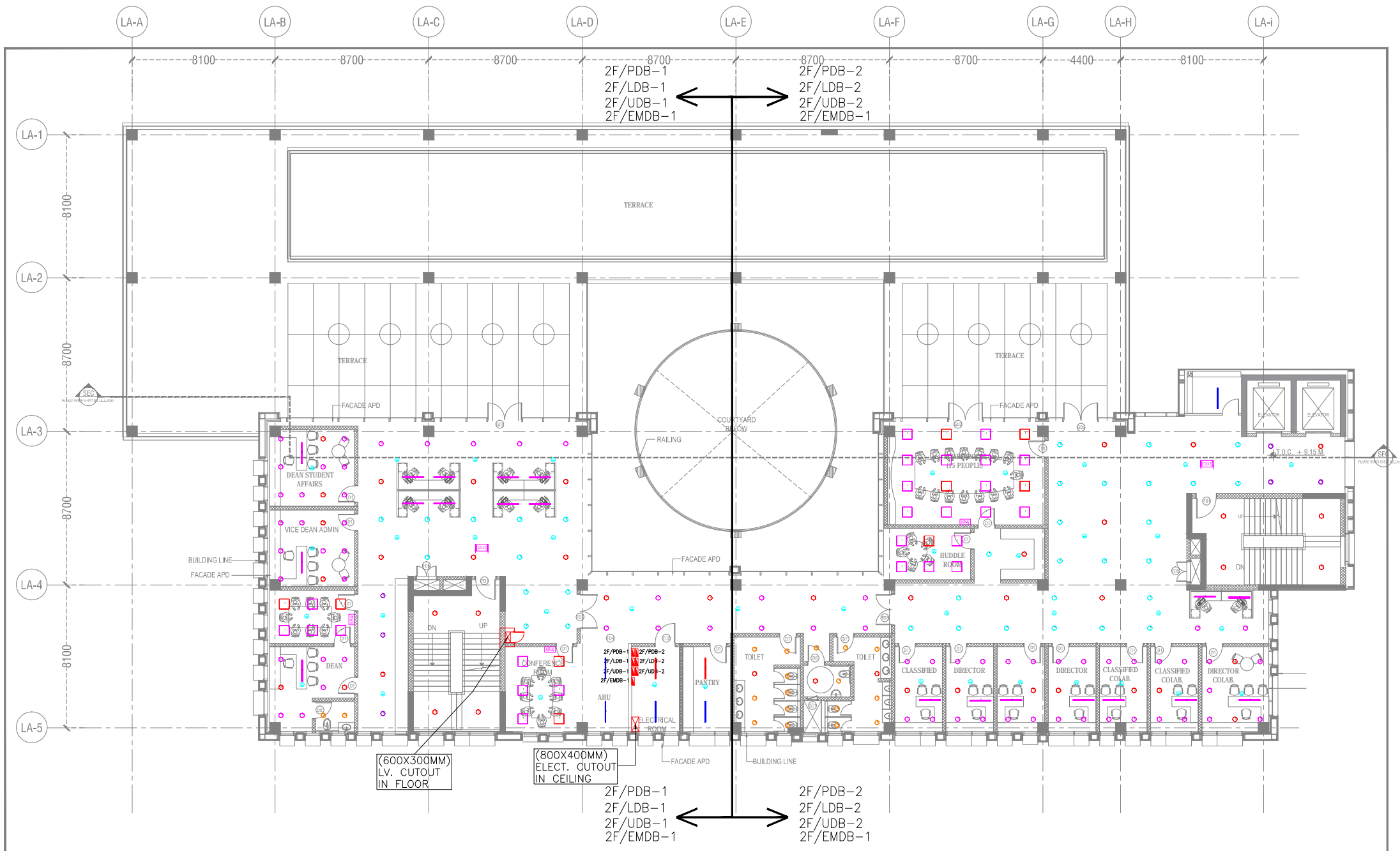
SCALE: 1/125





**NOTES**

- 1. ALL DIMENSIONS ARE IN METERS UNLESS OTHERWISE SPECIFIED.
- 2. ALL LEVELS INDICATED ARE FINISHED FLOOR LEVELS UNLESS OTHERWISE SPECIFIED.
- 3. DIMENSIONS GIVEN IN METERS ARE TO THE FACE OF THE WALLS UNLESS OTHERWISE SPECIFIED.
- 4. THE DRAWING, INCLUDING ANY REVISIONS, IS THE PROPERTY OF PERKINS EASTMAN. IT IS TO BE USED ONLY FOR THE PROJECT AND SITE SPECIFICALLY IDENTIFIED THEREIN.
- 5. DIMENSIONS GIVEN IN METERS ARE TO THE FACE OF THE WALLS UNLESS OTHERWISE SPECIFIED.
- 6. ALL DIMENSIONS ARE TO BE CHECKED BY THE ARCHITECT PRIOR TO COMMENCEMENT OF WORK.
- 7. ALL DIMENSIONS ARE TO BE CHECKED BY THE ARCHITECT PRIOR TO COMMENCEMENT OF WORK.
- 8. ALL DIMENSIONS ARE TO BE CHECKED BY THE ARCHITECT PRIOR TO COMMENCEMENT OF WORK.



REV. NO.	DATE	DRAWN BY	CHECKED BY	DESCRIPTION OF THE REVISIONS

REV. NO.	DATE	DRAWN BY	CHECKED BY	DESCRIPTION OF THE REVISIONS

**PROJECT:**  
ALL INDIA INSTITUTE OF MEDICAL SCIENCES, GUNTUR.

**CLIENT / PROJECT MANAGEMENT:**  
HOSPITAL SERVICES CONSULTANCY CORPORATION LTD.  
E-6, Sector 1, Noida - UP 201301

**ARCHITECTS & MASTER PLANNERS:**  
**Perkins Eastman**  
115 Park Avenue, New York, NY 10017, USA  
TEL: +1 212 512 2000 FAX: +1 212 512 2001

**PURPOSE OF RELEASE:**  
FOR TENDER ONLY

<b>STAGE:</b> DESIGN DEVELOPMENT	<b>Drawing No.:</b> LA-EL-03	<b>Current Revision:</b> R0
----------------------------------	------------------------------	-----------------------------

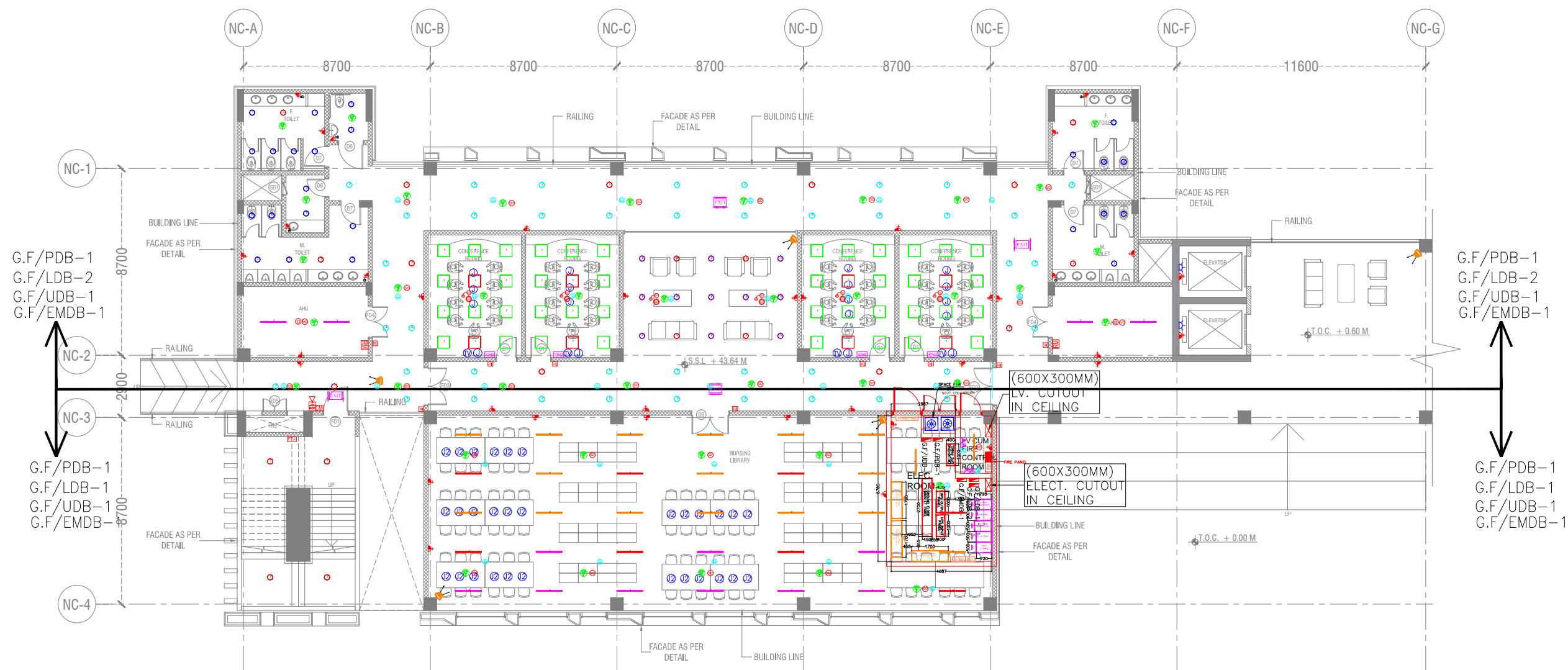
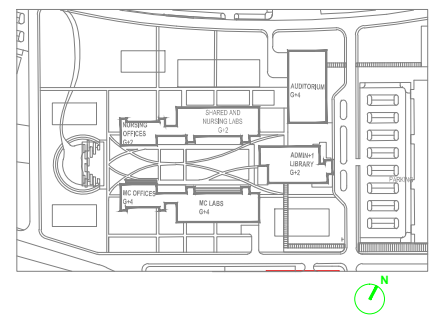
<b>Start Date:</b> 11-May-17	<b>Issue Date:</b> 05-Oct-17	<b>Last saved Date:</b> 05-Oct-17
<b>Project Code:</b> H-HSCC-AIMS-MGI	<b>Bldg/Block:</b> LIBRARY AND ADMIN	
<b>Floor:</b> SECOND FLOOR		
<b>Drawing title:</b> ELECTRICAL LAYOUT	<b>Checked by:</b> Sanil Nayyar	
<b>Approved by:</b> Harshan T.V.		
<b>File path:</b> U:\02_166_1201_0000\PROJECTS\HSCC-AIMS-MGI\LIBRARY & ADMIN\HSCC-AIMS-MGI-AC-2-LA-EL-03-171017.dwg		

SCALE: 1/125



**NOTES**

- 1. ALL DIMENSIONS ARE AS SHOWN UNLESS OTHERWISE SPECIFIED.
- 2. ALL LEVELS INDICATED ARE UNLESS OTHERWISE SPECIFIED.
- 3. DIMENSIONS TO FACE UNLESS OTHERWISE SPECIFIED.
- 4. THE DRAWING, INCLUDING ANY REVISIONS, IS TO BE USED TO CONSTRUCT THE WORK.
- 5. DIMENSIONS TO FACE UNLESS OTHERWISE SPECIFIED.
- 6. DIMENSIONS TO FACE UNLESS OTHERWISE SPECIFIED.
- 7. DIMENSIONS TO FACE UNLESS OTHERWISE SPECIFIED.
- 8. DIMENSIONS TO FACE UNLESS OTHERWISE SPECIFIED.
- 9. DIMENSIONS TO FACE UNLESS OTHERWISE SPECIFIED.
- 10. DIMENSIONS TO FACE UNLESS OTHERWISE SPECIFIED.



G.F./PDB-1  
G.F./LDB-2  
G.F./UDB-1  
G.F./EMDB-1

G.F./PDB-1  
G.F./LDB-2  
G.F./UDB-1  
G.F./EMDB-1

G.F./PDB-1  
G.F./LDB-1  
G.F./UDB-1  
G.F./EMDB-1

G.F./PDB-1  
G.F./LDB-1  
G.F./UDB-1  
G.F./EMDB-1

REV. NO.	DATE	DRAWN BY	CHECKED BY	DESCRIPTION OF THE REVISIONS

**PROJECT:**  
ALL INDIA INSTITUTE OF MEDICAL SCIENCES, GUNTUR.

**CLIENT / PROJECT MANAGEMENT:**  
HOSPITAL SERVICES CONSULTANCY CORPORATION Ltd.  
E-6, Sector 1, Noida - UP 201301

**ARCHITECTS & MASTER PLANNERS:**  
**Perkins Eastman**  
115 Park Avenue, New York, NY 10022, USA  
TEL: +1 212 512 2000 FAX: +1 212 512 2001

**FOR TENDER ONLY**

<b>STAGE:</b>	DESIGN DEVELOPMENT	
<b>DIRECTION:</b>	Drawing No:	Current Revision:
AS PER KEY PLAN	NC-EL-01	R0

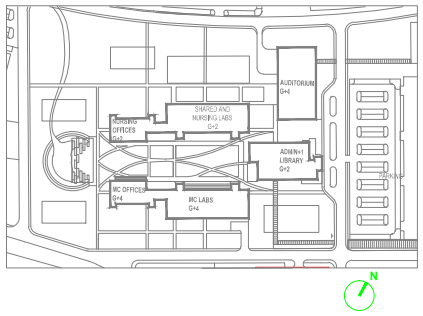
<b>Start Date:</b>	<b>Issue Date:</b>	<b>Last saved Date:</b>
11-May-17	05-Oct-17	05-Oct-17
<b>Project Code:</b>	H-HSCC-AIIMS-MGI	
<b>Bldg/Block:</b>	NURSING COLLEGE	
<b>Floor:</b>	GROUND FLOOR	
<b>Drawing title:</b>	ELECTRICAL LAYOUT	
<b>Checked by:</b>	Sanil Nijayar	
<b>Approved by:</b>	Harshan T.V.	

SCALE: 1/100



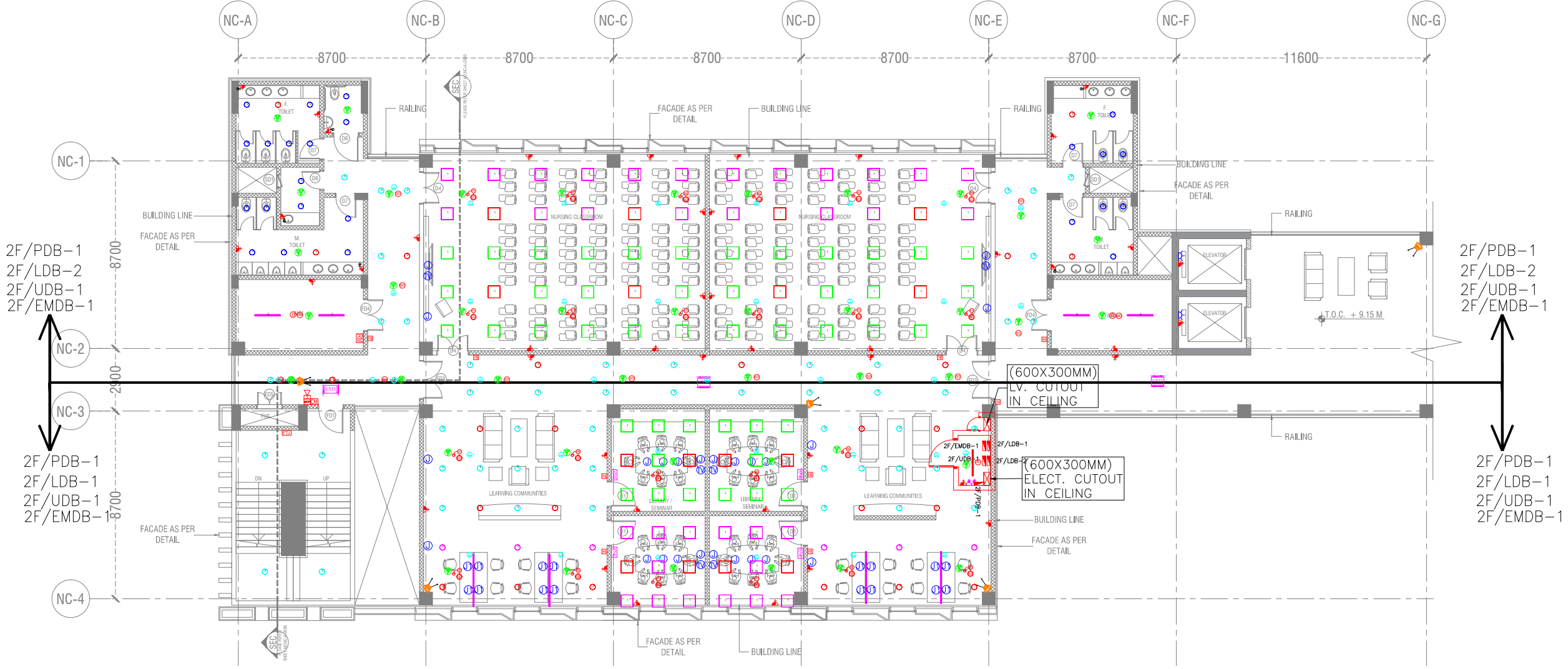






**NOTES**

- 1. ALL DIMENSIONS ARE AS SHOWN UNLESS OTHERWISE SPECIFIED.
- 2. ALL LEVELS EXCEPT AS NOTED ARE FINISH FLOOR LEVELS UNLESS OTHERWISE SPECIFIED.
- 3. DIMENSIONS SHALL BE TO THE FACE UNLESS OTHERWISE SPECIFIED.
- 4. THE DRAWING IS FOR GENERAL REFERENCE ONLY. THE CONTRACTOR SHALL VERIFY ALL DIMENSIONS AND LOCATIONS ON THE GROUND BEFORE COMMENCING WORK.
- 5. DIMENSIONS SHALL BE TO THE FACE UNLESS OTHERWISE SPECIFIED.
- 6. DIMENSIONS SHALL BE TO THE FACE UNLESS OTHERWISE SPECIFIED.
- 7. DIMENSIONS SHALL BE TO THE FACE UNLESS OTHERWISE SPECIFIED.
- 8. DIMENSIONS SHALL BE TO THE FACE UNLESS OTHERWISE SPECIFIED.



REV. NO.	DATE	DRAWN BY	CHECKED BY	DESCRIPTION OF THE REVISIONS

**PROJECT:**  
ALL INDIA INSTITUTE OF MEDICAL SCIENCES, GUNTUR.

**CLIENT / PROJECT MANAGEMENT:**  
HOSPITAL SERVICES CONSULTANCY CORPORATION Ltd.  
E-6, Sector 1, Noida - UP 201301

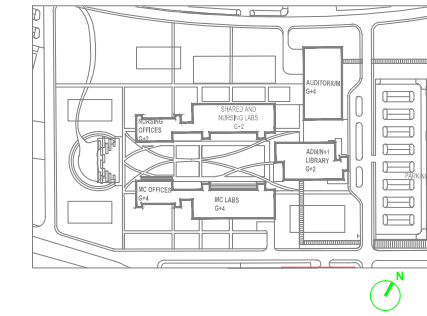


**FOR TENDER ONLY**

<b>STAGE:</b> DESIGN DEVELOPMENT	<b>Drawing No:</b> NC-EL-03	<b>Current Revision:</b> R0
<b>DIRECTION:</b> AS PER KEY PLAN		
<b>Start Date:</b> 11-May-17	<b>Issue Date:</b> 05-Oct-17	<b>Last saved Date:</b> 05-Oct-17
<b>Project Code:</b> H-HSCC-AIIMS-MGI		
<b>Bldg/Block:</b> NURSING COLLEGE		
<b>Floor:</b> SECOND FLOOR		
<b>Drawing title:</b> ELECTRICAL LAYOUT		
<b>Checked by:</b> Sanil Nijayar		
<b>Approved by:</b> Harithan T.V.		

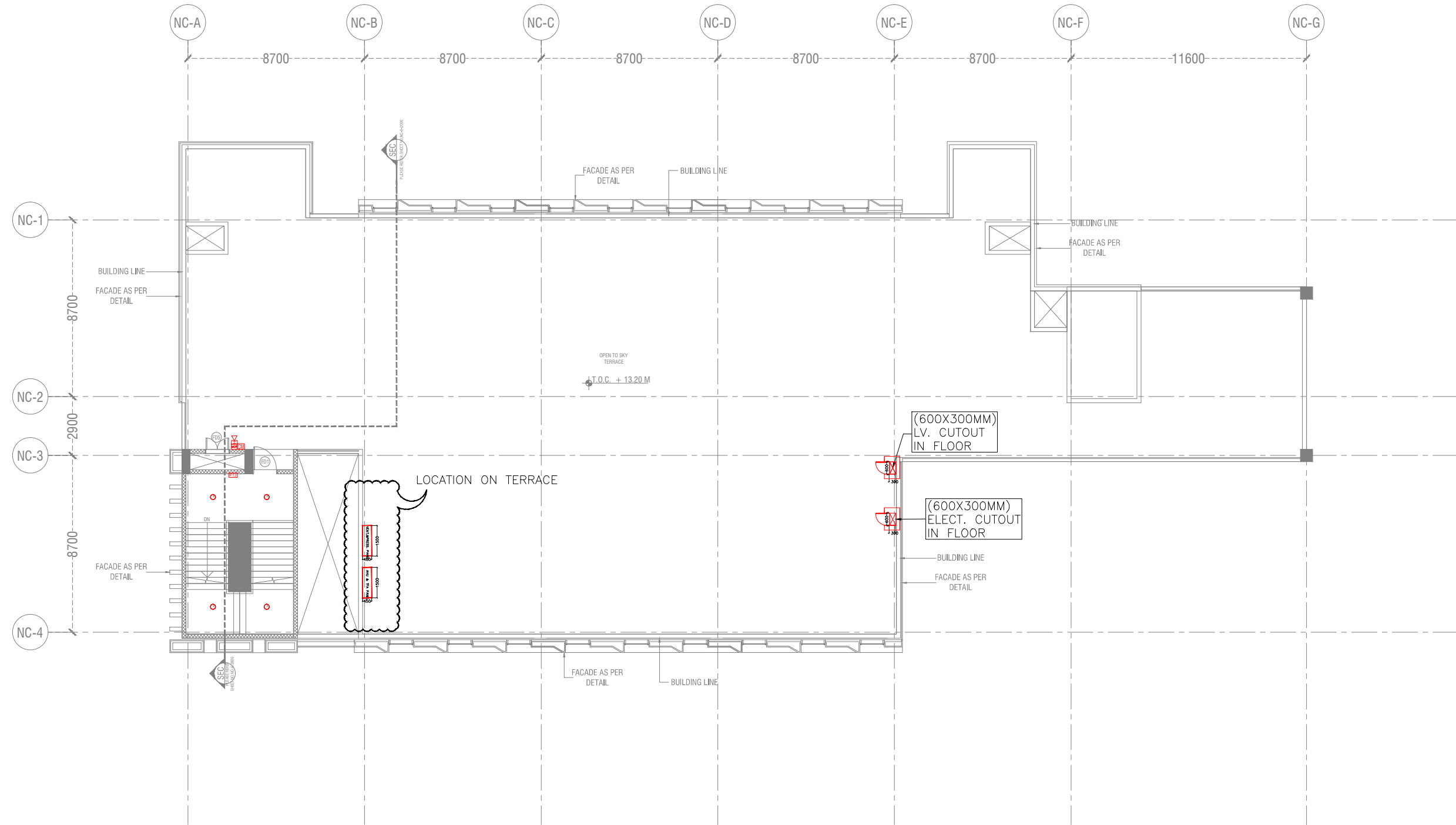
SCALE= 1/100





**NOTES**

- 1. ALL DIMENSIONS ARE UNLESS OTHERWISE SPECIFIED.
- 2. ALL LEVELS UNLESS OTHERWISE SPECIFIED.
- 3. DIMENSIONS TO FACE UNLESS OTHERWISE SPECIFIED.
- 4. THE DRAWING IS FOR INFORMATION PURPOSES. IT IS NOT TO BE USED FOR CONSTRUCTION.
- 5. ALL WORK TO BE DONE AS PER THE SPECIFICATIONS AND AS PER THE DRAWING.
- 6. ALL WORK TO BE DONE AS PER THE SPECIFICATIONS AND AS PER THE DRAWING.
- 7. ALL WORK TO BE DONE AS PER THE SPECIFICATIONS AND AS PER THE DRAWING.
- 8. ALL WORK TO BE DONE AS PER THE SPECIFICATIONS AND AS PER THE DRAWING.



REV. NO.	DATE	DRAWN BY	CHECKED BY	DESCRIPTION OF THE REVISIONS
REVISIONS				

NO.	DATE	DESCRIPTION OF THE REVISIONS

**PROJECT:**  
ALL INDIA INSTITUTE OF MEDICAL SCIENCES, GUNTUR.

**CLIENT / PROJECT MANAGEMENT:**  
HOSPITAL SERVICES CONSULTANCY CORPORATION Ltd.  
E-6, Sector 1, Noida - UP 201301



**FOR TENDER ONLY**

STAGE:	DESIGN DEVELOPMENT	
DIRECTION:	Drawing No: <b>NC-EL-04</b>	Current Revision: <b>R0</b>

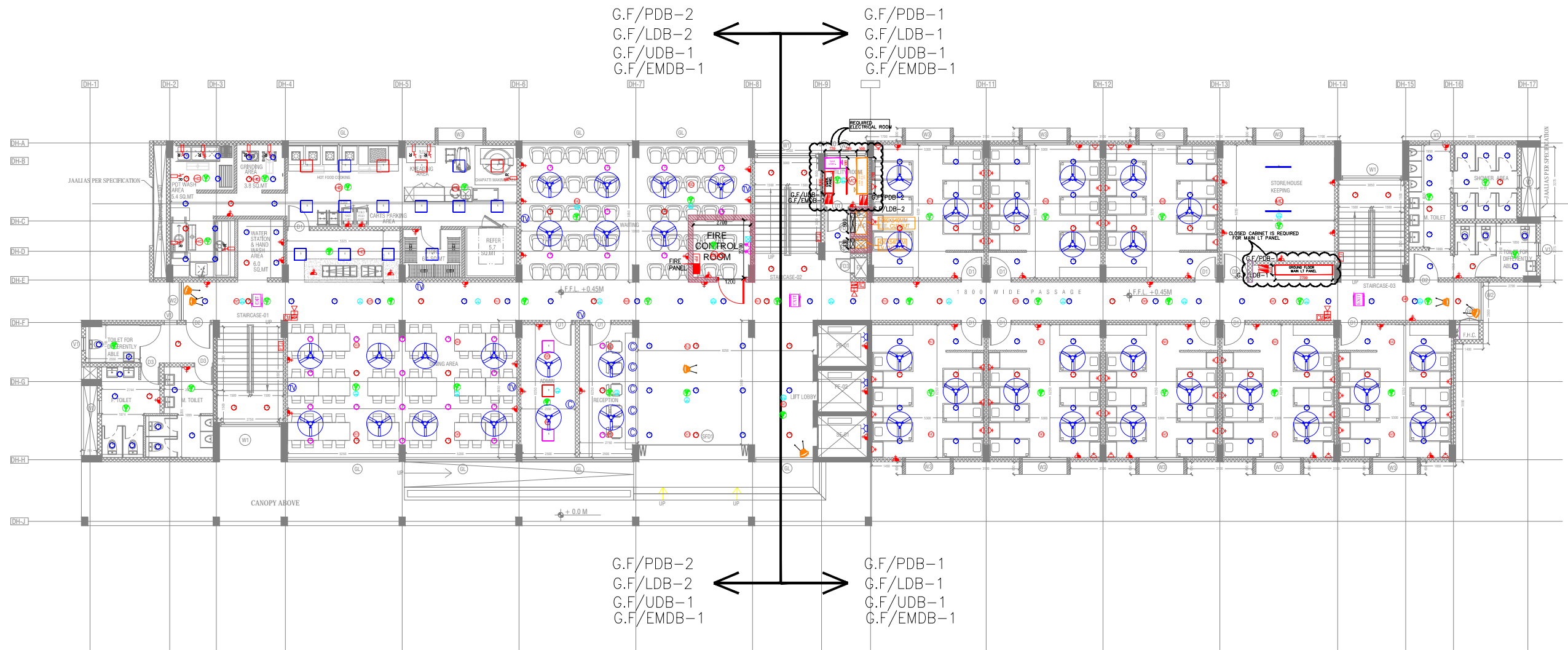
Start Date:	Issue Date:	Last saved Date:
11-May-17	05-Oct-17	05-Oct-17
Project Code:	H-HSCC-AIIMS-MGI	
Bldg/Block:	NURSING COLLEGE	
Floor:	TERRACE FLOOR	
Drawing Title:	ELECTRICAL LAYOUT	
Checked by:	Sanil Nayyar	
Approved by:	Harshan T.V.	

SCALE: 1/100



**NOTES**

1. ALL DIMENSIONS ARE IN METERS UNLESS SPECIFIED OTHERWISE.
2. CONTRACTOR TO VERIFY ALL DIMENSIONS AND LOCATIONS OF EXISTING SERVICES BEFORE COMMENCING WORK.
3. ALL MATERIALS AND WORKMANSHIP TO BE IN ACCORDANCE WITH THE SPECIFICATIONS AND STANDARDS MENTIONED HEREIN.
4. CONTRACTOR TO MAINTAIN ACCESS TO ALL SERVICES AT ALL TIMES.
5. CONTRACTOR TO PROVIDE PROTECTION TO ALL EXISTING SERVICES AND STRUCTURES TO REMAIN.
6. CONTRACTOR TO PROVIDE PROTECTION TO ALL EXISTING SERVICES AND STRUCTURES TO REMAIN.
7. CONTRACTOR TO PROVIDE PROTECTION TO ALL EXISTING SERVICES AND STRUCTURES TO REMAIN.



REV. NO.	DATE	DRAWN BY	CHECKED BY	FIRST ISSUE	DESCRIPTION OF THE REVISIONS
REVISIONS					

**PROJECT:**  
ALL INDIA INSTITUTE OF MEDICAL SCIENCES, GUNTUR.

**CLIENT / PROJECT MANAGEMENT:**  
HOSPITAL SERVICES CONSULTANCY CORPORATION Ltd.  
E-8, Sector 1, Noida - UP 201301



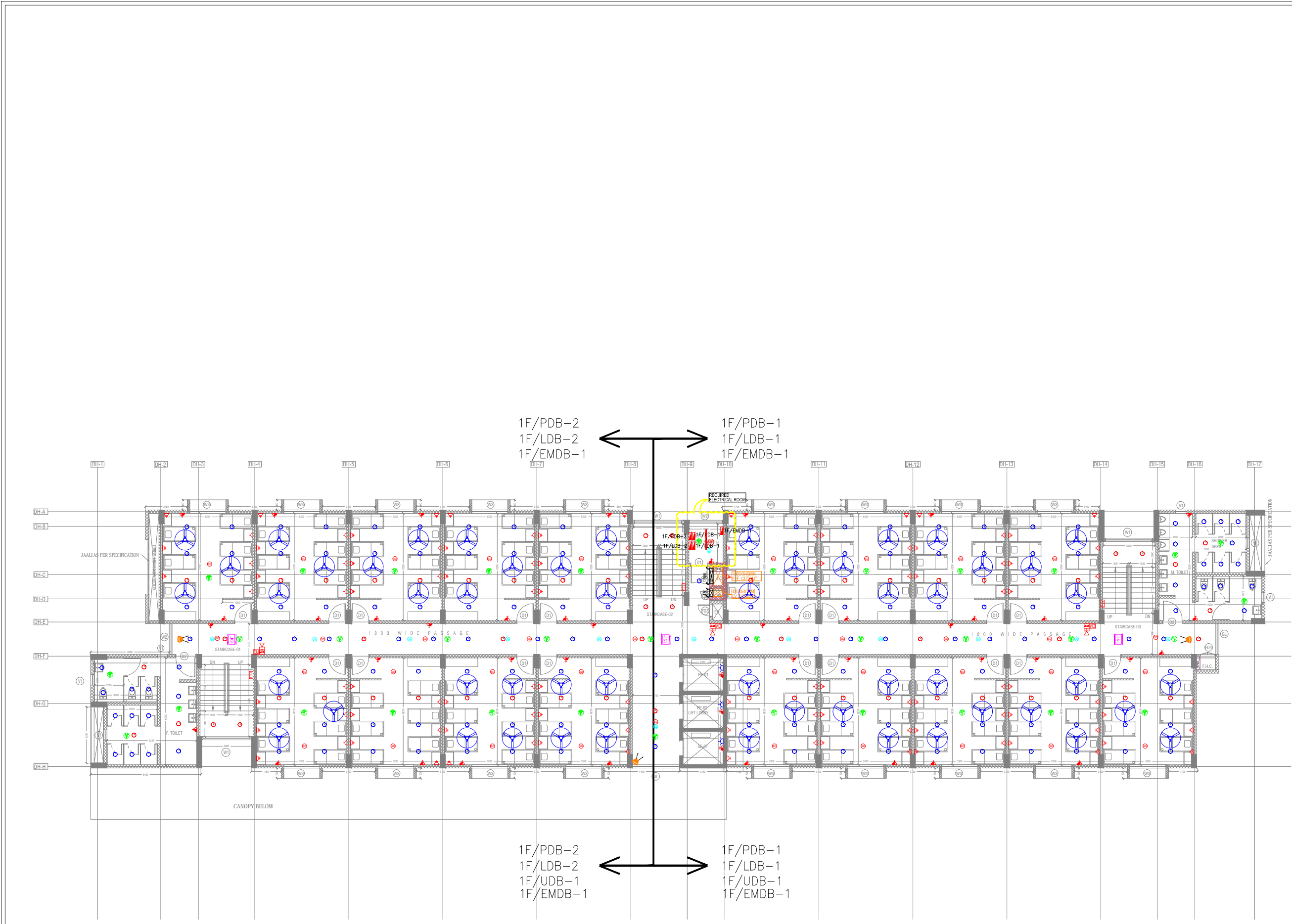
**FOR TENDER ONLY**

<b>STAGE:</b> DESIGN DEVELOPMENT	<b>Current Revision:</b> RO
<b>DIRECTION:</b> DS-EL-01	

<b>Start Date:</b> 11-Apr-17	<b>Issue Date:</b> 28-Sep-17	<b>Last saved Date:</b> 15-Oct-17
<b>Project Code:</b> H-HSCC-AIMS-MGI-ACA		
<b>Bidding Block:</b> BHARABHALA		
<b>Drawing Title:</b> ELECTRICAL LAYOUT		
<b>Checked by:</b> Sunil Nayyar		
<b>Approved by:</b> Harshad T. J.		
<b>File path:</b> C:\Users\harshad.t.j\OneDrive\Documents\Projects\HSCC-AIMS-MGI-ACA\02-EL-01\02-EL-01.dwg		

SCALE = 1/100





**NOTES**

1. ALL DIMENSIONS ARE AS SHOWN UNLESS OTHERWISE SPECIFIED.
2. DIMENSIONS ARE TO FACE UNLESS OTHERWISE SPECIFIED.
3. DIMENSIONS ARE TO CENTERLINE UNLESS OTHERWISE SPECIFIED.
4. DIMENSIONS ARE TO CENTERLINE UNLESS OTHERWISE SPECIFIED.
5. DIMENSIONS ARE TO CENTERLINE UNLESS OTHERWISE SPECIFIED.
6. DIMENSIONS ARE TO CENTERLINE UNLESS OTHERWISE SPECIFIED.
7. DIMENSIONS ARE TO CENTERLINE UNLESS OTHERWISE SPECIFIED.
8. DIMENSIONS ARE TO CENTERLINE UNLESS OTHERWISE SPECIFIED.

REV. NO.	DATE	DRAWN BY	CHECKED BY	FIRST ISSUE	DESCRIPTION OF THE REVISIONS
REVISIONS					

ALL INDIA INSTITUTE OF MEDICAL SCIENCES, GUNTUR.

**CLIENT / PROJECT MANAGEMENT :**  
HOSPITAL SERVICES CONSULTANCY CORPORATION Ltd.  
E-8, Sector 1, Noida - UP 201301

**ARCHITECTS & MASTER PLANNERS :**  
**Perkins Eastman**  
Perkins Eastman  
110 Park Avenue, New York, NY 10017, USA  
Tel. +1 212 512 2000 Fax. +1 212 512 2001  
www.perkins-eastman.com

**FOR TENDER ONLY**

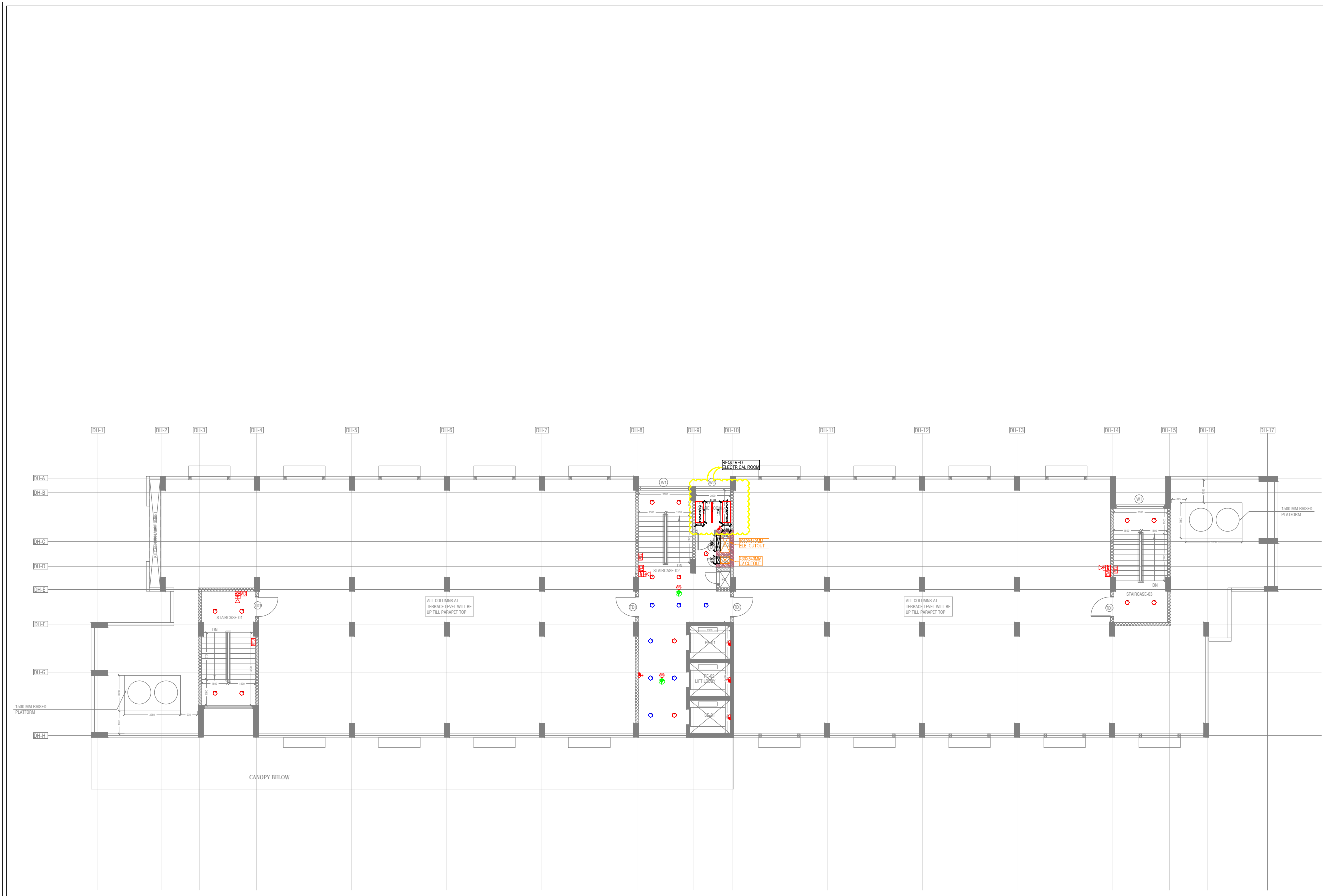
<b>STAGE:</b>	DESIGN DEVELOPMENT	Client:	RO
<b>DIRECTION:</b>	DS-EL-02	Contract:	RO

Start Date:	Issue Date:	Last saved Date:
11-Apr-17	28-Sep-17	15-Oct-17
Project Code:	H-HSCC-AIMS-MGI-ACA	
Bidding Block:	DHARAMSHALA	
Phase:	FIRST FLOOR	
Drawing Title:	ELECTRICAL LAYOUT	
Checked by:	Sunil Nayyar	
Approved by:	Harshan T.S.	

File path: C:\Users\Harshan.T.S.\Desktop\HSCC-AIMS-MGI-ACA\02-EL-02\02-EL-02.dwg  
SCALE = 1/100

First Floor Plan  
954.58 SQ.M





Terrace Floor Plan

**NOTES**

1. ALL DIMENSIONS ARE IN METERS UNLESS OTHERWISE SPECIFIED.
2. ALL WORK SHALL BE DONE AS PER THE SPECIFICATIONS AND STANDARDS.
3. CONTRACTOR SHALL BE RESPONSIBLE FOR OBTAINING ALL NECESSARY APPROVALS.
4. ALL MATERIALS AND WORKMANSHIP SHALL BE SUBJECT TO INSPECTION AND APPROVAL BY THE ARCHITECT.
5. CONTRACTOR SHALL BE RESPONSIBLE FOR OBTAINING ALL NECESSARY APPROVALS.
6. ALL DIMENSIONS ARE IN METERS UNLESS OTHERWISE SPECIFIED.
7. ALL WORK SHALL BE DONE AS PER THE SPECIFICATIONS AND STANDARDS.
8. CONTRACTOR SHALL BE RESPONSIBLE FOR OBTAINING ALL NECESSARY APPROVALS.
9. ALL MATERIALS AND WORKMANSHIP SHALL BE SUBJECT TO INSPECTION AND APPROVAL BY THE ARCHITECT.
10. CONTRACTOR SHALL BE RESPONSIBLE FOR OBTAINING ALL NECESSARY APPROVALS.

REV. NO.	DATE	DRAWN BY	CHECKED BY	FIRST ISSUE
REVISIONS				

**ALL INDIA INSTITUTE OF MEDICAL SCIENCES, GUNTUR.**

**CLIENT / PROJECT MANAGEMENT :**  
**HOSPITAL SERVICES CONSULTANCY CORPORATION Ltd.**  
 E-8, Sector 1, Noida - UP 201301

**ARCHITECTS & MASTER PLANNERS**  
**Perkins Eastman**  
 PERKINS EASTMAN ARCHITECTS LLP  
 110 Park Avenue, New York, NY 10017, USA  
 TEL: +1 212 512 2000 FAX: +1 212 512 2001  
 300, Connaught Place, New Delhi 110008, INDIA  
 TEL: +91 11 2610 1100 FAX: +91 11 2610 1101  
 www.perkins-eastman.com

**FOR TENDER ONLY**

<b>STAGE:</b> DESIGN DEVELOPMENT	<b>Current Revision:</b> RO
<b>DIRECTION:</b> DS-EL-03	<b>Current Revision:</b> RO
<b>Start Date:</b> 11-Apr-17	<b>Issue Date:</b> 28-Sep-17
<b>Project Code:</b> H-HSCC-AIMS-MGI-ACA	<b>Last saved Date:</b> 15-Oct-17
<b>Bidding Block:</b> DHARAMSHALA	
<b>Project:</b> TERRACE FLOOR	
<b>Drawing Title:</b> ELECTRICAL LAYOUT	
<b>Checked by:</b> Sunil Nayyar	
<b>Approved by:</b> Harishan T.S.	
<b>File path:</b> C:\Users\Harishan.T.S\Desktop\HSCC-AIMS-MGI-ACA\DHARAMSHALA\TERRACE FLOOR\EL\DS-EL-03.dwg	

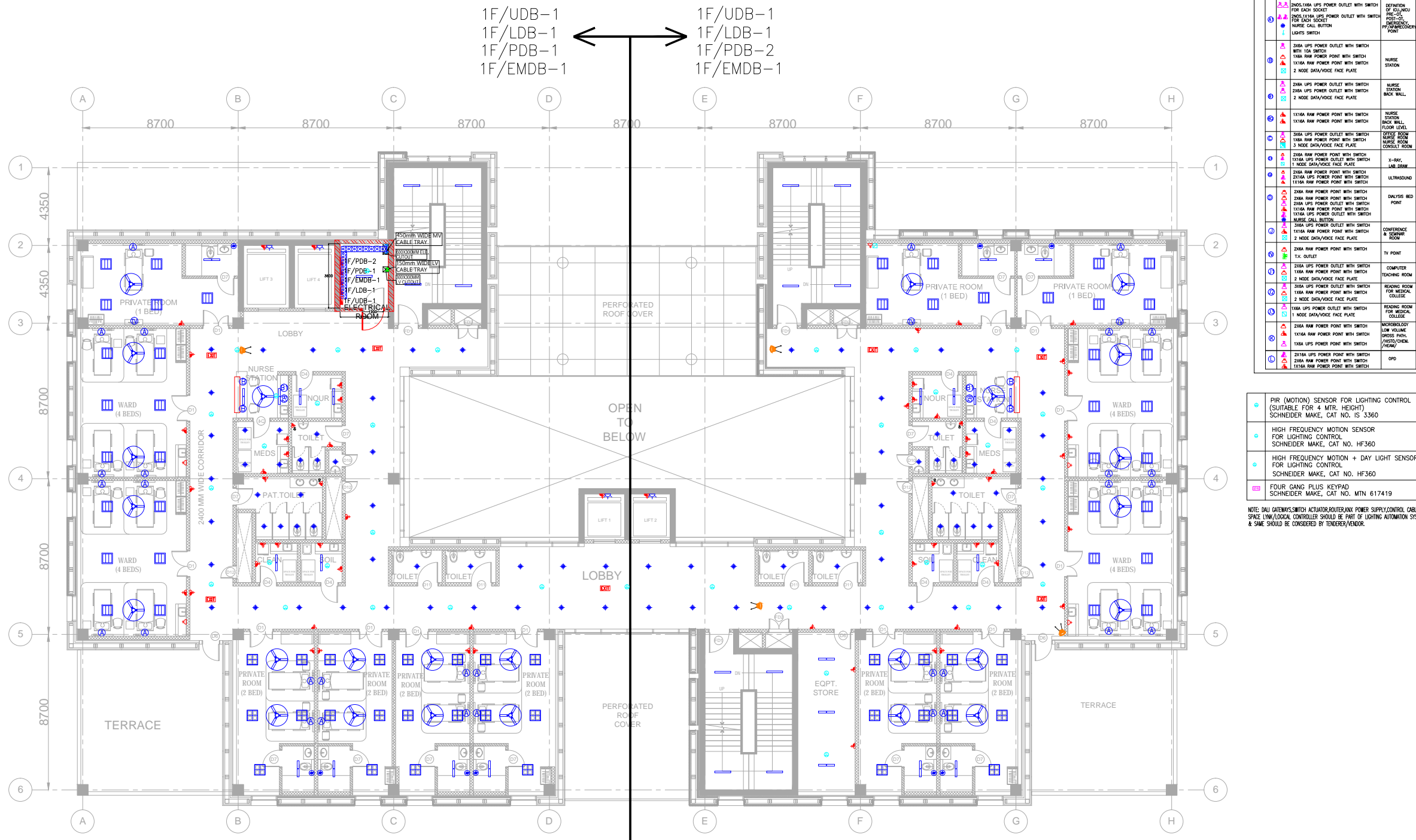
SCALE = 1/100





**NOTES**

- 1. ALL DIMENSIONS ARE AS SHOWN UNLESS OTHERWISE SPECIFIED.
- 2. ALL DIMENSIONS AND WORK SHALL BE IN ACCORDANCE WITH THE REQUIREMENTS SPECIFIED.
- 3. THIS DRAWING, UNLESS OTHERWISE SPECIFIED, IS TO BE ALIGNED TO THE DIMENSIONS SHOWN.
- 4. DIMENSIONS GIVEN IN METERS SHALL BE TAKEN TO THE CENTER OF THE MEMBER UNLESS OTHERWISE SPECIFIED.
- 5. DIMENSIONS GIVEN IN FEET SHALL BE TAKEN TO THE CENTER OF THE MEMBER UNLESS OTHERWISE SPECIFIED.
- 6. DIMENSIONS GIVEN IN METERS SHALL BE TAKEN TO THE CENTER OF THE MEMBER UNLESS OTHERWISE SPECIFIED.
- 7. DIMENSIONS GIVEN IN FEET SHALL BE TAKEN TO THE CENTER OF THE MEMBER UNLESS OTHERWISE SPECIFIED.
- 8. ALL DIMENSIONS SHALL BE IN ACCORDANCE WITH THE REQUIREMENTS SPECIFIED.



1F/UDB-1  
1F/LDB-1  
1F/PDB-1  
1F/EMDB-1

↔

1F/UDB-1  
1F/LDB-1  
1F/PDB-2  
1F/EMDB-1

LEGENDS :-	LOCATION	DEFINITION
2502, 1216A RAW POWER POINT WITH SWITCH FOR EACH SOCKET	1156A RAW POWER POINT WITH SWITCH	DEFINITION OF GENERAL BED WARD BED POINT
2502, 1216A UPS POWER POINT WITH SWITCH FOR EACH SOCKET	1156A UPS POWER POINT WITH SWITCH	DEFINITION OF GENERAL BED WARD BED POINT
2502, 1216A UPS POWER POINT WITH SWITCH FOR EACH SOCKET	1156A UPS POWER POINT WITH SWITCH	DEFINITION OF GENERAL BED WARD BED POINT
2502, 1216A UPS POWER POINT WITH SWITCH FOR EACH SOCKET	1156A UPS POWER POINT WITH SWITCH	DEFINITION OF GENERAL BED WARD BED POINT
2502, 1216A UPS POWER POINT WITH SWITCH FOR EACH SOCKET	1156A UPS POWER POINT WITH SWITCH	DEFINITION OF GENERAL BED WARD BED POINT
2502, 1216A UPS POWER POINT WITH SWITCH FOR EACH SOCKET	1156A UPS POWER POINT WITH SWITCH	DEFINITION OF GENERAL BED WARD BED POINT
2502, 1216A UPS POWER POINT WITH SWITCH FOR EACH SOCKET	1156A UPS POWER POINT WITH SWITCH	DEFINITION OF GENERAL BED WARD BED POINT
2502, 1216A UPS POWER POINT WITH SWITCH FOR EACH SOCKET	1156A UPS POWER POINT WITH SWITCH	DEFINITION OF GENERAL BED WARD BED POINT
2502, 1216A UPS POWER POINT WITH SWITCH FOR EACH SOCKET	1156A UPS POWER POINT WITH SWITCH	DEFINITION OF GENERAL BED WARD BED POINT
2502, 1216A UPS POWER POINT WITH SWITCH FOR EACH SOCKET	1156A UPS POWER POINT WITH SWITCH	DEFINITION OF GENERAL BED WARD BED POINT

- PIR (MOTION) SENSOR FOR LIGHTING CONTROL (SUITABLE FOR 4 MTR. HEIGHT) SCHNEIDER MAKE, CAT NO. IS 3360
  - HIGH FREQUENCY MOTION SENSOR FOR LIGHTING CONTROL SCHNEIDER MAKE, CAT NO. HF360
  - HIGH FREQUENCY MOTION + DAY LIGHT SENSOR FOR LIGHTING CONTROL SCHNEIDER MAKE, CAT NO. HF360
  - FOUR GANG PLUS KEYPAD SCHNEIDER MAKE, CAT NO. MTN 617419
- NOTE: DALI GREENWICH SWITCH ACTUATOR/ROUTER/KEY POWER SUPPLY/CONTROL CABLE, SPACE DIM/LOGICAL CONTROLLER SHOULD BE PART OF LIGHTING AUTOMATION SYSTEM & SAME SHOULD BE CONSIDERED BY TENDERER/VENDOR.

1F/UDB-1  
1F/LDB-1  
1F/PDB-1  
1F/EMDB-1

↔

1F/UDB-1  
1F/LDB-1  
1F/PDB-2  
1F/EMDB-1

LEGENDS :-	DESCRIPTION
116A UPS POWER POINT WITH SWITCH	116A UPS POWER POINT WITH SWITCH
216A UPS POWER POINT WITH SWITCH	216A UPS POWER POINT WITH SWITCH
316A UPS POWER POINT WITH SWITCH	316A UPS POWER POINT WITH SWITCH
1X16A UPS POWER POINT WITH SWITCH	1X16A UPS POWER POINT WITH SWITCH
2X6/16A UPS POWER POINT WITH SWITCH	2X6/16A UPS POWER POINT WITH SWITCH
116A RAW POWER POINT WITH SWITCH	116A RAW POWER POINT WITH SWITCH
216A RAW POWER POINT WITH SWITCH	216A RAW POWER POINT WITH SWITCH
316A RAW POWER POINT WITH SWITCH	316A RAW POWER POINT WITH SWITCH
1X16A RAW POWER POINT WITH SWITCH	1X16A RAW POWER POINT WITH SWITCH
2X6/16A RAW POWER POINT WITH SWITCH	2X6/16A RAW POWER POINT WITH SWITCH
1X16A RAW POWER POINT FOR HAND DRYER WITH SWITCH DISTRIBUTION BOARD	1X16A RAW POWER POINT FOR HAND DRYER WITH SWITCH DISTRIBUTION BOARD
1 NODE DATA/VOICE FACE PLATE	1 NODE DATA/VOICE FACE PLATE
2 NODE DATA/VOICE FACE PLATE	2 NODE DATA/VOICE FACE PLATE
3 NODE DATA/VOICE FACE PLATE	3 NODE DATA/VOICE FACE PLATE
T.V. OUTLET	T.V. OUTLET
63A 3P MOULDED SOCKET OUTLET ON RAW POWER WITH ROTARY SWITCH & PLUG TOP	63A 3P MOULDED SOCKET OUTLET ON RAW POWER WITH ROTARY SWITCH & PLUG TOP
32A 3P MOULDED SOCKET OUTLET ON RAW POWER WITH ROTARY SWITCH & PLUG TOP	32A 3P MOULDED SOCKET OUTLET ON RAW POWER WITH ROTARY SWITCH & PLUG TOP
16A 1P MOULDED SOCKET OUTLET ON RAW POWER WITH ROTARY SWITCH & PLUG TOP	16A 1P MOULDED SOCKET OUTLET ON RAW POWER WITH ROTARY SWITCH & PLUG TOP
16A 2P MOULDED SOCKET OUTLET ON RAW POWER WITH ROTARY SWITCH & PLUG TOP	16A 2P MOULDED SOCKET OUTLET ON RAW POWER WITH ROTARY SWITCH & PLUG TOP

LEGEND - CCTV		
S.NO.	SYMBOL	DESCRIPTION
1.	[Camera Icon]	FIXED DOME INDOOR CAMERA
2.	[Camera Icon]	FIXED INDOOR CAMERA

LEGEND :-

- [Light Icon] 18W LED TUBE LIGHT
- [Panel Light Icon] "2' x 2' LED Panel Light "
- [Dimmer Light Icon] "2' x 2' LED Panel Light " (EMERGENCY LIGHT)
- [Dimmer Light Icon] "2' x 2' LED Panel Light " (DIMMER LIGHT)
- [Recessed Light Icon] 1'x4' RECESSED LED LIGHT 36 W
- [Bulk Head Light Icon] 9W BULK HEAD LIGHT
- [Downlighter Icon] 12 W DOWNLIGHTER
- [Ceiling Fan Icon] CEILING FAN
- [Overbed Light Icon] "Patient overbed light (2x2) "
- [Exit Sign Icon] EXIT SIGNAGE

REV. NO.	DATE	DRAWN BY	CHECKED BY	DESCRIPTION OF THE REVISIONS

PROJECT:

**ALL INDIA INSTITUTE OF MEDICAL SCIENCES, GUNTUR.**

CLIENT / PROJECT MANAGEMENT:

HOSPITAL SERVICES CONSULTANCY CORPORATION Ltd.  
F-6, Sector 1, Noida - UP 201301

ARCHITECTS & MASTER PLANNERS:

**Perkins Eastman**  
115 5th Avenue, New York, NY 10020, USA  
TEL: +1 212 904-7200 FAX: +1 212 904-7678  
INDIA OFFICE  
310 FLOOR, SHREE RANGOLI, 2ND, CHANDRASEKHAR STREET, CHANDRASEKHAR CROSS, SECTOR 40, NOIDA - 201301  
TEL: +91 522 328 1122 FAX: +91 522 328 1123  
INDIA OFFICE  
H00004-C14-C-81898-82-DATA-INDIA/INDIA-HSCC-AIMS-MGI

PURPOSE OF RELEASE

FOR TENDER ONLY

STAGE: DESIGN DEVELOPMENT  
DIRECTION: Drawing No: **AY-EL-02** Current Revision: **R0**

Start Date: 11-May-17 Issue Date: 05-Oct-17 Last saved Date: 05-Oct-17  
Project Code: H-HSCC-AIMS-MGI  
Bldg/Block: AYUSH BLOCK  
Floor: FIRST FLOOR  
Drawing: ELECTRICAL LAYOUT



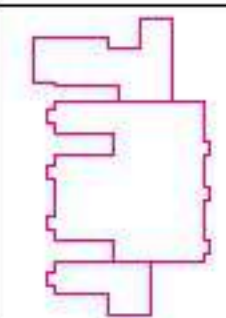






NO.	DESCRIPTION	QTY	UNIT
1	...	...	...
2	...	...	...
3	...	...	...
4	...	...	...
5	...	...	...
6	...	...	...
7	...	...	...
8	...	...	...
9	...	...	...
10	...	...	...
11	...	...	...
12	...	...	...
13	...	...	...
14	...	...	...
15	...	...	...
16	...	...	...
17	...	...	...
18	...	...	...
19	...	...	...
20	...	...	...
21	...	...	...
22	...	...	...
23	...	...	...
24	...	...	...
25	...	...	...
26	...	...	...
27	...	...	...
28	...	...	...
29	...	...	...
30	...	...	...
31	...	...	...
32	...	...	...
33	...	...	...
34	...	...	...
35	...	...	...
36	...	...	...
37	...	...	...
38	...	...	...
39	...	...	...
40	...	...	...
41	...	...	...
42	...	...	...
43	...	...	...
44	...	...	...
45	...	...	...
46	...	...	...
47	...	...	...
48	...	...	...
49	...	...	...
50	...	...	...

1	...
2	...
3	...
4	...
5	...
6	...
7	...
8	...
9	...
10	...
11	...
12	...
13	...
14	...
15	...
16	...
17	...
18	...
19	...
20	...
21	...
22	...
23	...
24	...
25	...
26	...
27	...
28	...
29	...
30	...
31	...
32	...
33	...
34	...
35	...
36	...
37	...
38	...
39	...
40	...
41	...
42	...
43	...
44	...
45	...
46	...
47	...
48	...
49	...
50	...



NO.	SYMBOL	DESCRIPTION
1	...	R/O: 00000000000000000000
2	...	R/O: 10000000000000000000

1	...
2	...
3	...
4	...
5	...
6	...
7	...
8	...
9	...
10	...
11	...
12	...
13	...
14	...
15	...
16	...
17	...
18	...
19	...
20	...
21	...
22	...
23	...
24	...
25	...
26	...
27	...
28	...
29	...
30	...
31	...
32	...
33	...
34	...
35	...
36	...
37	...
38	...
39	...
40	...
41	...
42	...
43	...
44	...
45	...
46	...
47	...
48	...
49	...
50	...

NO.	SYMBOL	DESCRIPTION
1	...	...
2	...	...
3	...	...
4	...	...
5	...	...
6	...	...
7	...	...
8	...	...
9	...	...
10	...	...
11	...	...
12	...	...
13	...	...
14	...	...
15	...	...
16	...	...
17	...	...
18	...	...
19	...	...
20	...	...
21	...	...
22	...	...
23	...	...
24	...	...
25	...	...
26	...	...
27	...	...
28	...	...
29	...	...
30	...	...
31	...	...
32	...	...
33	...	...
34	...	...
35	...	...
36	...	...
37	...	...
38	...	...
39	...	...
40	...	...
41	...	...
42	...	...
43	...	...
44	...	...
45	...	...
46	...	...
47	...	...
48	...	...
49	...	...
50	...	...

1	...
2	...
3	...
4	...
5	...
6	...
7	...
8	...
9	...
10	...
11	...
12	...
13	...
14	...
15	...
16	...
17	...
18	...
19	...
20	...
21	...
22	...
23	...
24	...
25	...
26	...
27	...
28	...
29	...
30	...
31	...
32	...
33	...
34	...
35	...
36	...
37	...
38	...
39	...
40	...
41	...
42	...
43	...
44	...
45	...
46	...
47	...
48	...
49	...
50	...

ALL INDIA INSTITUTE OF MEDICAL SCIENCES GURUGRAM

PERKINS EASTMAN ARCHITECTS

PROJECT: GROUND FLOOR

NO: PD-EL-02

DATE: 15/08/2018

SCALE: 1/80



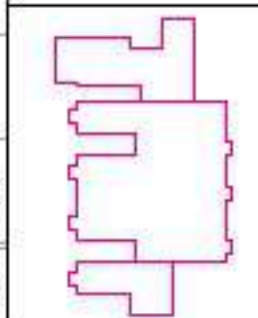


# FIRST FLOOR

Room No.	Room Name	Area (sq. m)
101	RECEPTION	15.0
102	OFFICE	12.0
103	CONFERENCE	20.0
104	LABORATORY	30.0
105	OPERATING THEATRE	100.0
106	ICU	40.0
107	WARD	60.0
108	WARD	60.0
109	WARD	60.0
110	WARD	60.0
111	WARD	60.0
112	WARD	60.0
113	WARD	60.0
114	WARD	60.0
115	WARD	60.0
116	WARD	60.0
117	WARD	60.0
118	WARD	60.0
119	WARD	60.0
120	WARD	60.0
121	WARD	60.0
122	WARD	60.0
123	WARD	60.0
124	WARD	60.0
125	WARD	60.0
126	WARD	60.0
127	WARD	60.0
128	WARD	60.0
129	WARD	60.0
130	WARD	60.0
131	WARD	60.0
132	WARD	60.0
133	WARD	60.0
134	WARD	60.0
135	WARD	60.0
136	WARD	60.0
137	WARD	60.0
138	WARD	60.0
139	WARD	60.0
140	WARD	60.0
141	WARD	60.0
142	WARD	60.0
143	WARD	60.0
144	WARD	60.0
145	WARD	60.0
146	WARD	60.0
147	WARD	60.0
148	WARD	60.0
149	WARD	60.0
150	WARD	60.0

Room No.	Room Name	Area (sq. m)
151	WARD	60.0
152	WARD	60.0
153	WARD	60.0
154	WARD	60.0
155	WARD	60.0
156	WARD	60.0
157	WARD	60.0
158	WARD	60.0
159	WARD	60.0
160	WARD	60.0
161	WARD	60.0
162	WARD	60.0
163	WARD	60.0
164	WARD	60.0
165	WARD	60.0
166	WARD	60.0
167	WARD	60.0
168	WARD	60.0
169	WARD	60.0
170	WARD	60.0
171	WARD	60.0
172	WARD	60.0
173	WARD	60.0
174	WARD	60.0
175	WARD	60.0
176	WARD	60.0
177	WARD	60.0
178	WARD	60.0
179	WARD	60.0
180	WARD	60.0

Room No.	Room Name	Area (sq. m)
181	WARD	60.0
182	WARD	60.0
183	WARD	60.0
184	WARD	60.0
185	WARD	60.0
186	WARD	60.0
187	WARD	60.0
188	WARD	60.0
189	WARD	60.0
190	WARD	60.0
191	WARD	60.0
192	WARD	60.0
193	WARD	60.0
194	WARD	60.0
195	WARD	60.0
196	WARD	60.0
197	WARD	60.0
198	WARD	60.0
199	WARD	60.0
200	WARD	60.0



Room No.	Room Name	Area (sq. m)
201	WARD	60.0
202	WARD	60.0
203	WARD	60.0
204	WARD	60.0
205	WARD	60.0
206	WARD	60.0
207	WARD	60.0
208	WARD	60.0
209	WARD	60.0
210	WARD	60.0
211	WARD	60.0
212	WARD	60.0
213	WARD	60.0
214	WARD	60.0
215	WARD	60.0
216	WARD	60.0
217	WARD	60.0
218	WARD	60.0
219	WARD	60.0
220	WARD	60.0

Room No.	Room Name	Area (sq. m)
221	WARD	60.0
222	WARD	60.0
223	WARD	60.0
224	WARD	60.0
225	WARD	60.0
226	WARD	60.0
227	WARD	60.0
228	WARD	60.0
229	WARD	60.0
230	WARD	60.0
231	WARD	60.0
232	WARD	60.0
233	WARD	60.0
234	WARD	60.0
235	WARD	60.0
236	WARD	60.0
237	WARD	60.0
238	WARD	60.0
239	WARD	60.0
240	WARD	60.0

Room No.	Room Name	Area (sq. m)
241	WARD	60.0
242	WARD	60.0
243	WARD	60.0
244	WARD	60.0
245	WARD	60.0
246	WARD	60.0
247	WARD	60.0
248	WARD	60.0
249	WARD	60.0
250	WARD	60.0

Room No.	Room Name	Area (sq. m)
251	WARD	60.0
252	WARD	60.0
253	WARD	60.0
254	WARD	60.0
255	WARD	60.0
256	WARD	60.0
257	WARD	60.0
258	WARD	60.0
259	WARD	60.0
260	WARD	60.0
261	WARD	60.0
262	WARD	60.0
263	WARD	60.0
264	WARD	60.0
265	WARD	60.0
266	WARD	60.0
267	WARD	60.0
268	WARD	60.0
269	WARD	60.0
270	WARD	60.0
271	WARD	60.0
272	WARD	60.0
273	WARD	60.0
274	WARD	60.0
275	WARD	60.0
276	WARD	60.0
277	WARD	60.0
278	WARD	60.0
279	WARD	60.0
280	WARD	60.0

ALL INDIA INSTITUTE OF MEDICAL SCIENCES GURUGRAM

PERKINS EASTMAN INTERNATIONAL

EDIFICE

PROJECT: MEDICAL BUILDING

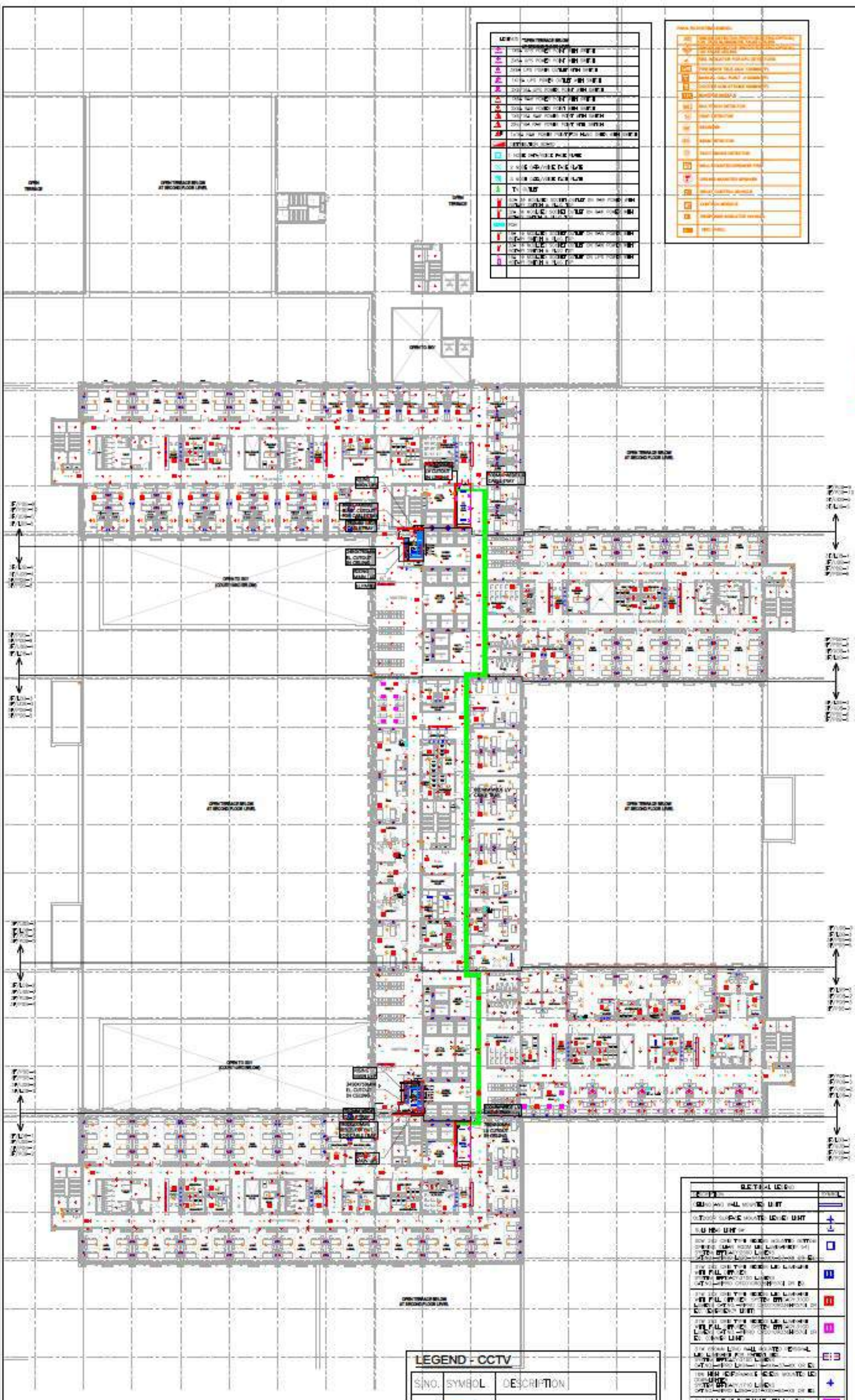
NO. 1000

SCALE: 1/500









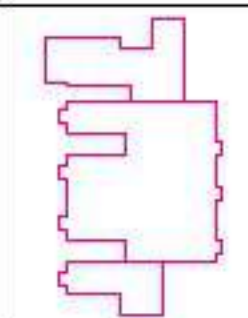
LEGEND - ELECTRICAL	
[Symbol]	10KV TRANCE
[Symbol]	20KV TRANCE
[Symbol]	30KV TRANCE
[Symbol]	40KV TRANCE
[Symbol]	50KV TRANCE
[Symbol]	60KV TRANCE
[Symbol]	70KV TRANCE
[Symbol]	80KV TRANCE
[Symbol]	90KV TRANCE
[Symbol]	100KV TRANCE
[Symbol]	110KV TRANCE
[Symbol]	120KV TRANCE
[Symbol]	130KV TRANCE
[Symbol]	140KV TRANCE
[Symbol]	150KV TRANCE
[Symbol]	160KV TRANCE
[Symbol]	170KV TRANCE
[Symbol]	180KV TRANCE
[Symbol]	190KV TRANCE
[Symbol]	200KV TRANCE
[Symbol]	210KV TRANCE
[Symbol]	220KV TRANCE
[Symbol]	230KV TRANCE
[Symbol]	240KV TRANCE
[Symbol]	250KV TRANCE
[Symbol]	260KV TRANCE
[Symbol]	270KV TRANCE
[Symbol]	280KV TRANCE
[Symbol]	290KV TRANCE
[Symbol]	300KV TRANCE
[Symbol]	310KV TRANCE
[Symbol]	320KV TRANCE
[Symbol]	330KV TRANCE
[Symbol]	340KV TRANCE
[Symbol]	350KV TRANCE
[Symbol]	360KV TRANCE
[Symbol]	370KV TRANCE
[Symbol]	380KV TRANCE
[Symbol]	390KV TRANCE
[Symbol]	400KV TRANCE
[Symbol]	410KV TRANCE
[Symbol]	420KV TRANCE
[Symbol]	430KV TRANCE
[Symbol]	440KV TRANCE
[Symbol]	450KV TRANCE
[Symbol]	460KV TRANCE
[Symbol]	470KV TRANCE
[Symbol]	480KV TRANCE
[Symbol]	490KV TRANCE
[Symbol]	500KV TRANCE

LEGEND - MECHANICAL	
[Symbol]	1. AIR HANDLING UNIT
[Symbol]	2. AIR FILTER
[Symbol]	3. AIR COIL
[Symbol]	4. AIR COIL
[Symbol]	5. AIR COIL
[Symbol]	6. AIR COIL
[Symbol]	7. AIR COIL
[Symbol]	8. AIR COIL
[Symbol]	9. AIR COIL
[Symbol]	10. AIR COIL
[Symbol]	11. AIR COIL
[Symbol]	12. AIR COIL
[Symbol]	13. AIR COIL
[Symbol]	14. AIR COIL
[Symbol]	15. AIR COIL
[Symbol]	16. AIR COIL
[Symbol]	17. AIR COIL
[Symbol]	18. AIR COIL
[Symbol]	19. AIR COIL
[Symbol]	20. AIR COIL
[Symbol]	21. AIR COIL
[Symbol]	22. AIR COIL
[Symbol]	23. AIR COIL
[Symbol]	24. AIR COIL
[Symbol]	25. AIR COIL
[Symbol]	26. AIR COIL
[Symbol]	27. AIR COIL
[Symbol]	28. AIR COIL
[Symbol]	29. AIR COIL
[Symbol]	30. AIR COIL
[Symbol]	31. AIR COIL
[Symbol]	32. AIR COIL
[Symbol]	33. AIR COIL
[Symbol]	34. AIR COIL
[Symbol]	35. AIR COIL
[Symbol]	36. AIR COIL
[Symbol]	37. AIR COIL
[Symbol]	38. AIR COIL
[Symbol]	39. AIR COIL
[Symbol]	40. AIR COIL
[Symbol]	41. AIR COIL
[Symbol]	42. AIR COIL
[Symbol]	43. AIR COIL
[Symbol]	44. AIR COIL
[Symbol]	45. AIR COIL
[Symbol]	46. AIR COIL
[Symbol]	47. AIR COIL
[Symbol]	48. AIR COIL
[Symbol]	49. AIR COIL
[Symbol]	50. AIR COIL

LEGEND - CIVIL	
[Symbol]	1. WALL
[Symbol]	2. WALL
[Symbol]	3. WALL
[Symbol]	4. WALL
[Symbol]	5. WALL
[Symbol]	6. WALL
[Symbol]	7. WALL
[Symbol]	8. WALL
[Symbol]	9. WALL
[Symbol]	10. WALL
[Symbol]	11. WALL
[Symbol]	12. WALL
[Symbol]	13. WALL
[Symbol]	14. WALL
[Symbol]	15. WALL
[Symbol]	16. WALL
[Symbol]	17. WALL
[Symbol]	18. WALL
[Symbol]	19. WALL
[Symbol]	20. WALL
[Symbol]	21. WALL
[Symbol]	22. WALL
[Symbol]	23. WALL
[Symbol]	24. WALL
[Symbol]	25. WALL
[Symbol]	26. WALL
[Symbol]	27. WALL
[Symbol]	28. WALL
[Symbol]	29. WALL
[Symbol]	30. WALL
[Symbol]	31. WALL
[Symbol]	32. WALL
[Symbol]	33. WALL
[Symbol]	34. WALL
[Symbol]	35. WALL
[Symbol]	36. WALL
[Symbol]	37. WALL
[Symbol]	38. WALL
[Symbol]	39. WALL
[Symbol]	40. WALL
[Symbol]	41. WALL
[Symbol]	42. WALL
[Symbol]	43. WALL
[Symbol]	44. WALL
[Symbol]	45. WALL
[Symbol]	46. WALL
[Symbol]	47. WALL
[Symbol]	48. WALL
[Symbol]	49. WALL
[Symbol]	50. WALL

LEGEND - CCTV		
S.NO.	SYMBOL	DESCRIPTION
1.	[Symbol]	FIXED DOME INDOOR CAMERA
2.	[Symbol]	FIXED INDOOR CAMERA

RETAIL LEGEND	
[Symbol]	1. RETAIL UNIT
[Symbol]	2. RETAIL UNIT
[Symbol]	3. RETAIL UNIT
[Symbol]	4. RETAIL UNIT
[Symbol]	5. RETAIL UNIT
[Symbol]	6. RETAIL UNIT
[Symbol]	7. RETAIL UNIT
[Symbol]	8. RETAIL UNIT
[Symbol]	9. RETAIL UNIT
[Symbol]	10. RETAIL UNIT
[Symbol]	11. RETAIL UNIT
[Symbol]	12. RETAIL UNIT
[Symbol]	13. RETAIL UNIT
[Symbol]	14. RETAIL UNIT
[Symbol]	15. RETAIL UNIT
[Symbol]	16. RETAIL UNIT
[Symbol]	17. RETAIL UNIT
[Symbol]	18. RETAIL UNIT
[Symbol]	19. RETAIL UNIT
[Symbol]	20. RETAIL UNIT
[Symbol]	21. RETAIL UNIT
[Symbol]	22. RETAIL UNIT
[Symbol]	23. RETAIL UNIT
[Symbol]	24. RETAIL UNIT
[Symbol]	25. RETAIL UNIT
[Symbol]	26. RETAIL UNIT
[Symbol]	27. RETAIL UNIT
[Symbol]	28. RETAIL UNIT
[Symbol]	29. RETAIL UNIT
[Symbol]	30. RETAIL UNIT
[Symbol]	31. RETAIL UNIT
[Symbol]	32. RETAIL UNIT
[Symbol]	33. RETAIL UNIT
[Symbol]	34. RETAIL UNIT
[Symbol]	35. RETAIL UNIT
[Symbol]	36. RETAIL UNIT
[Symbol]	37. RETAIL UNIT
[Symbol]	38. RETAIL UNIT
[Symbol]	39. RETAIL UNIT
[Symbol]	40. RETAIL UNIT
[Symbol]	41. RETAIL UNIT
[Symbol]	42. RETAIL UNIT
[Symbol]	43. RETAIL UNIT
[Symbol]	44. RETAIL UNIT
[Symbol]	45. RETAIL UNIT
[Symbol]	46. RETAIL UNIT
[Symbol]	47. RETAIL UNIT
[Symbol]	48. RETAIL UNIT
[Symbol]	49. RETAIL UNIT
[Symbol]	50. RETAIL UNIT



ALL INDIA INSTITUTE OF MEDICAL SCIENCES GUNTUR

PERKINS EASTMAN ARCHITECTS

PD-EL-05

3RD FLOOR

DATE: 20/08/2024

SCALE: 1:500









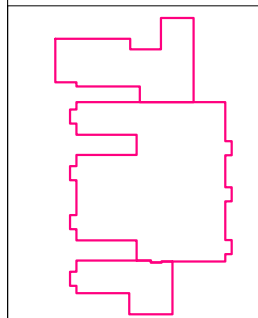
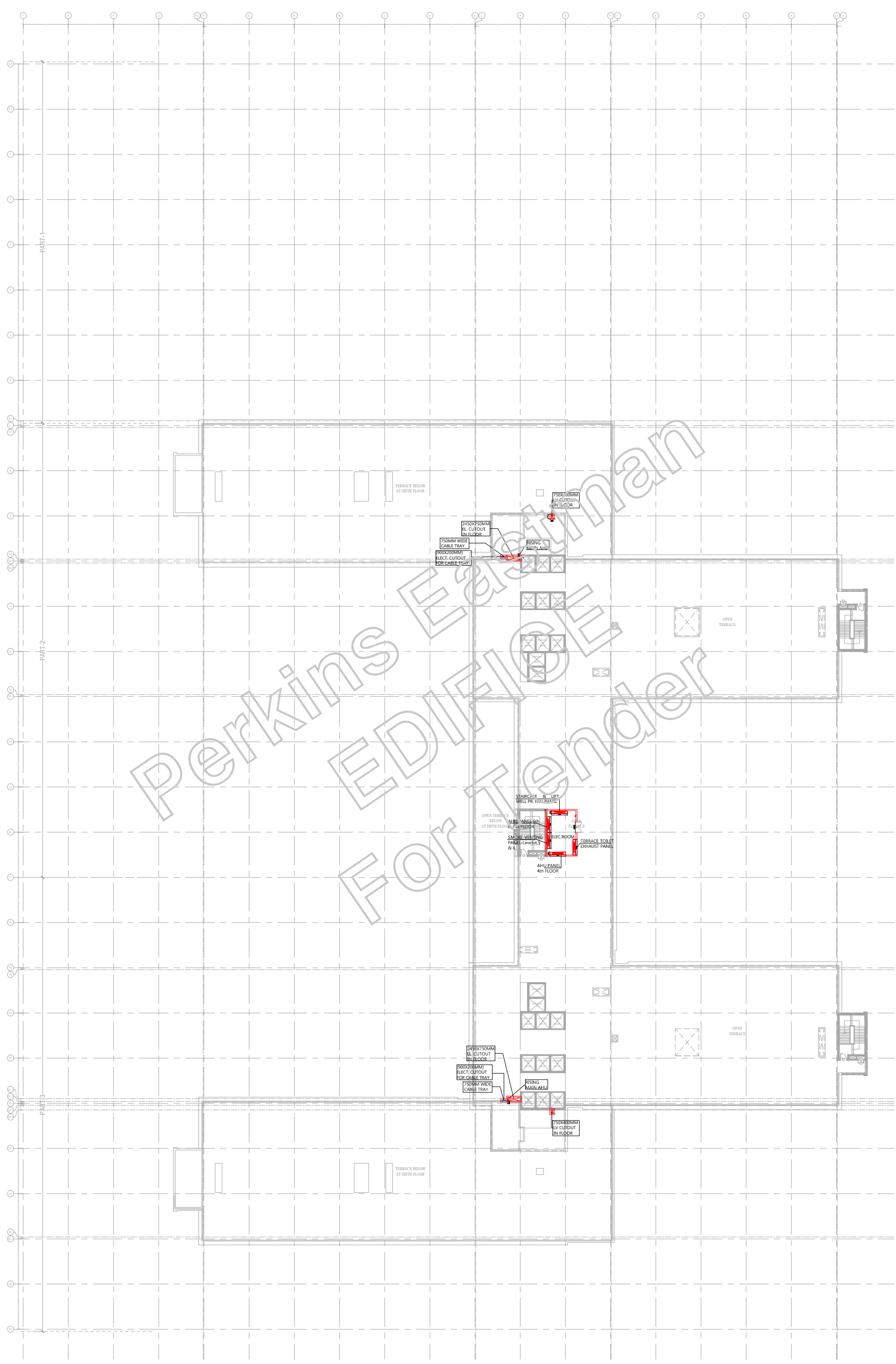






**NOTES**

1. ALL DIMENSIONS ARE IN METERS UNLESS OTHERWISE SPECIFIED.
2. ALL WORK SHALL BE DONE IN ACCORDANCE WITH THE LATEST VERSIONS OF THE IS CODES.
3. ALL MATERIALS SHALL BE OF THE BEST QUALITY AND SHALL BE SUPPLIED BY THE CONTRACTOR.
4. ALL WORK SHALL BE DONE IN ACCORDANCE WITH THE LATEST VERSIONS OF THE IS CODES.
5. ALL WORK SHALL BE DONE IN ACCORDANCE WITH THE LATEST VERSIONS OF THE IS CODES.
6. ALL WORK SHALL BE DONE IN ACCORDANCE WITH THE LATEST VERSIONS OF THE IS CODES.
7. ALL WORK SHALL BE DONE IN ACCORDANCE WITH THE LATEST VERSIONS OF THE IS CODES.
8. ALL WORK SHALL BE DONE IN ACCORDANCE WITH THE LATEST VERSIONS OF THE IS CODES.
9. ALL WORK SHALL BE DONE IN ACCORDANCE WITH THE LATEST VERSIONS OF THE IS CODES.
10. ALL WORK SHALL BE DONE IN ACCORDANCE WITH THE LATEST VERSIONS OF THE IS CODES.



NO.	DATE	DRAWN BY	CHECKED BY	DESCRIPTION OF THE REVISIONS
REVISIONS				

**PROJECT:**  
ALL INDIA INSTITUTE OF MEDICAL SCIENCES, GUNTUR.

**CLIENT / PROJECT MANAGEMENT:**  
H.S.C.C. (INDIA) LTD.  
E-8, SECTOR 1, NOIDA - UP-201301

**ARCHITECTS & MASTER PLANNERS:**  
**Perkins Eastman**  
PERKINS EASTMAN ARCHITECTS LLP  
110 HYDRABAD HIGHWAY, HYDRABAD, INDIA  
TEL: +91 800 000 0000 FAX: +91 800 000 0000  
**ED OFFICE**  
ED OFFICE CONSULTANTS PRIVATE LIMITED  
3RD FLOOR, SURVIVAL APARTMENT, GOVT. GOVERNMENT OFFICE, GOVT. OFFICE  
MADRAS ROAD, CHENNAI, INDIA. TEL: +91 44 2610 1100 FAX: +91 44 2610 1100

**FOR TENDER ONLY**  
STAGE: DESIGN DEVELOPMENT  
DIRECTION: Drawing No. IPD-EL-09 Current Revision: R0

Start Date: 11-Apr-17	Issue Date: 16-Oct-17	Last saved Date: 05-Oct-17
Project Code: H-HSCC-AIMS-MGI	Blind/Block: HOSPITAL	Floor: TERRACE FLOOR

**LEGENDS :-**  
1X6/16A RAW POWER POINT WITH SWITCH

AIMS-MGI-TERRACE









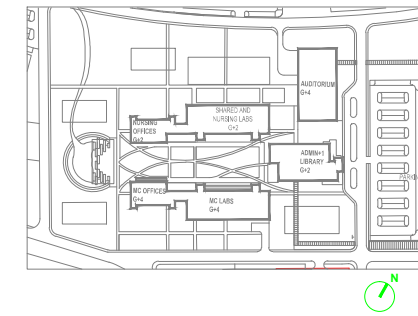






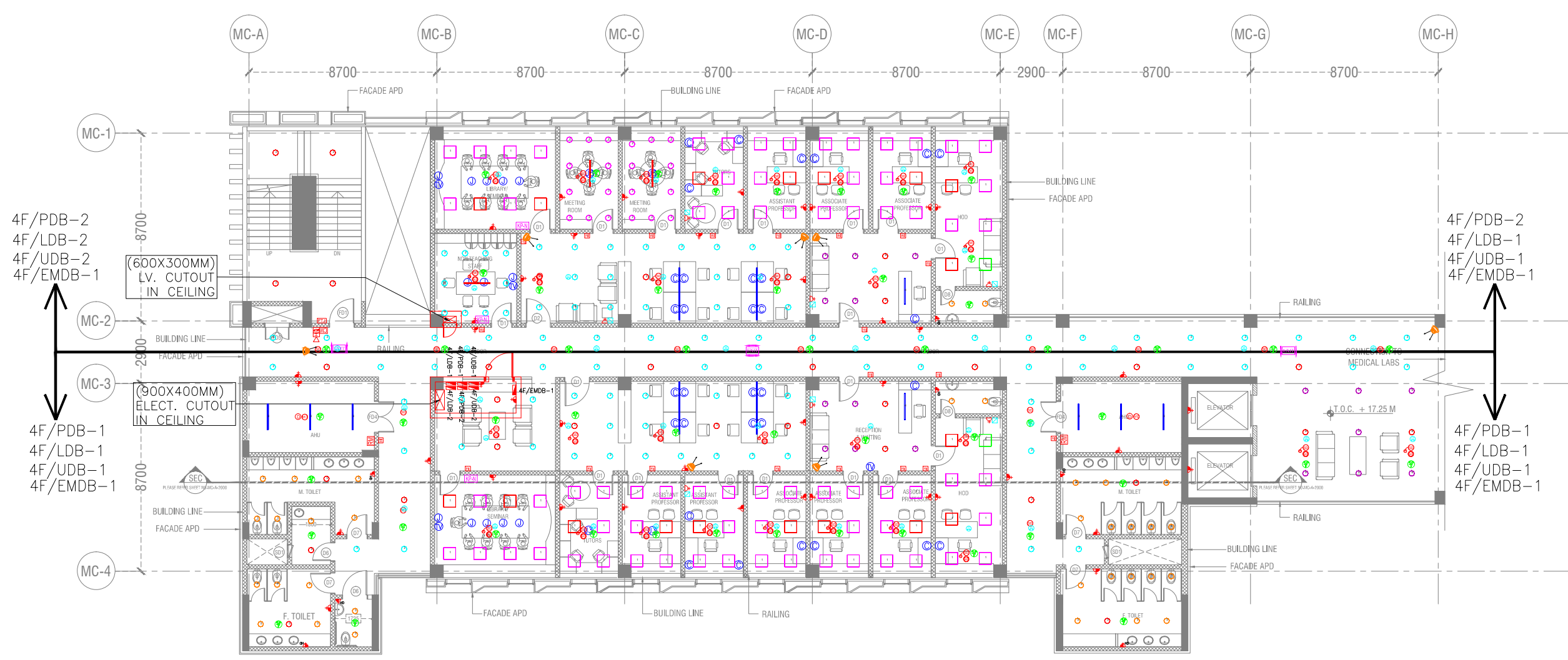






**NOTES**

- ALL DIMENSIONS ARE IN METERS UNLESS OTHERWISE SPECIFIED.
- ALL LEVELS INDICATED ARE UNLESS OTHERWISE SPECIFIED.
- REVISIONS TO THIS DRAWING ARE TO BE INDICATED BY A RED CIRCLE WITH A NUMBER.
- THIS DRAWING, INCLUDING DIMENSIONS, IS TO BE USED TO CONSTRUCT THE WORK.
- THE CONTRACTOR SHALL BE RESPONSIBLE FOR OBTAINING ALL NECESSARY PERMITS AND APPROVALS FROM THE LOCAL AUTHORITIES.
- ALL MATERIALS AND WORKMANSHIP SHALL BE AS PER THE SPECIFICATIONS AND STANDARDS OF THE LOCAL AUTHORITIES.
- ALL DIMENSIONS SHALL BE TO FACE UNLESS OTHERWISE SPECIFIED.
- ALL DIMENSIONS SHALL BE TO FACE UNLESS OTHERWISE SPECIFIED.
- ALL DIMENSIONS SHALL BE TO FACE UNLESS OTHERWISE SPECIFIED.
- ALL DIMENSIONS SHALL BE TO FACE UNLESS OTHERWISE SPECIFIED.



4F/PDB-2  
4F/LDB-2  
4F/UDB-2  
4F/EMDB-1

4F/PDB-2  
4F/LDB-1  
4F/UDB-1  
4F/EMDB-1

4F/PDB-1  
4F/LDB-1  
4F/UDB-1  
4F/EMDB-1

4F/PDB-1  
4F/LDB-1  
4F/UDB-1  
4F/EMDB-1

REV. NO.	DATE	DRAWN BY	CHECKED BY	FIRST ISSUE

REV. NO.	DATE	DRAWN BY	CHECKED BY	DESCRIPTION OF THE REVISIONS

**PROJECT:**  
ALL INDIA INSTITUTE OF MEDICAL SCIENCES, GUNTUR.

**CLIENT / PROJECT MANAGEMENT:**  
HOSPITAL SERVICES CONSULTANCY CORPORATION Ltd.  
E-6, Sector 1, Noida - UP 201301



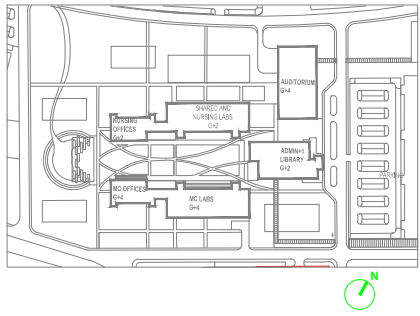
**FOR TENDER ONLY**

STAGE:	DESIGN DEVELOPMENT
DIRECTION:	AS PER KEY PLAN
Drawing No.:	MC-EL-05
Current Revision:	R0

Start Date:	Issue Date:	Last saved Date:
11-May-17	05-Oct-17	05-Oct-17
Project Code:	H-HSCC-AIIMS-MGI	
Blind/Block:	MEDICAL COLLEGE	
Floor:	FOURTH FLOOR	
Drawing title:	ELECTRICAL LAYOUT	
Checked by:	Sanil Nijjar	
Approved by:	Harshan T.V.	

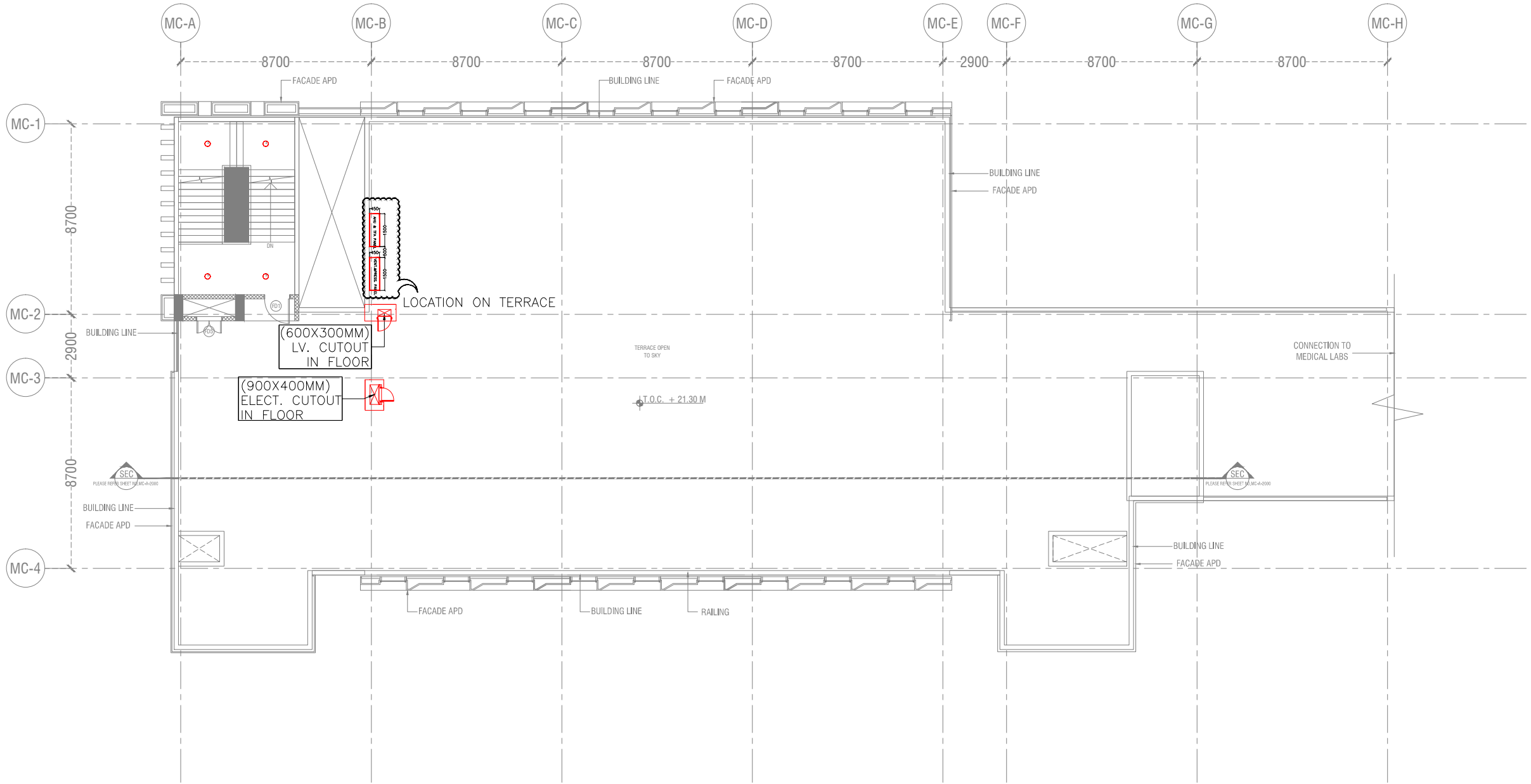
SCALE = 1/100





**NOTES**

1. ALL DIMENSIONS ARE IN METERS UNLESS OTHERWISE SPECIFIED.
2. ALL LEVELS UNLESS OTHERWISE SPECIFIED ARE TO FINISH FLOOR LEVEL.
3. DIMENSIONS TO FACE UNLESS OTHERWISE SPECIFIED.
4. THE DRAWING, INCLUDING DIMENSIONS, IS TO BE USED TO CONSTRUCT THE WORK.
5. DIMENSIONS TO FACE UNLESS OTHERWISE SPECIFIED.
6. DIMENSIONS TO FACE UNLESS OTHERWISE SPECIFIED.
7. DIMENSIONS TO FACE UNLESS OTHERWISE SPECIFIED.
8. DIMENSIONS TO FACE UNLESS OTHERWISE SPECIFIED.
9. DIMENSIONS TO FACE UNLESS OTHERWISE SPECIFIED.
10. DIMENSIONS TO FACE UNLESS OTHERWISE SPECIFIED.



REV. NO.	DATE	DRAWN BY	CHECKED BY	DESCRIPTION OF THE REVISIONS
REVISIONS				

**PROJECT:**  
ALL INDIA INSTITUTE OF MEDICAL SCIENCES, GUNTUR.

**CLIENT / PROJECT MANAGEMENT:**  
HOSPITAL SERVICES CONSULTANCY CORPORATION Ltd.  
E-6, Sector 1, Noida - UP 201301

**ARCHITECTS & MASTER PLANNERS:**  
**Perkins Eastman**  
EDIFICE  
110 Park Avenue, New York, NY 10022, USA  
TEL: +1 212 512 2000 FAX: +1 212 512 2001

**PURPOSE OF RELEASE:**  
FOR TENDER ONLY

<b>STAGE:</b>	DESIGN DEVELOPMENT	
<b>DIRECTION:</b>	Drawing No: <b>MC-EL-06</b>	Current Revision: <b>R0</b>
<b>AS PER KEY PLAN</b>		
<b>Start Date:</b>	<b>Issue Date:</b>	<b>Last saved Date:</b>
11-May-17	05-Oct-17	05-Oct-17
<b>Project Code:</b>	H-HSCC-AIIMS-MGI	
<b>Blng/Block:</b>	MEDICAL COLLEGE	
<b>Floor:</b>	TERRACE FLOOR	
<b>Drawing title:</b>	ELECTRICAL LAYOUT	
<b>Checked by:</b>	Sanil Nayyar	
<b>Approved by:</b>	Harshan T.V.	

SCALE = 1/100

THIS DOCUMENT IS THE SOLE PROPERTY OF PERKINS EASTMAN. IT IS TO BE USED ONLY FOR THE PROJECT AND SITE SPECIFICALLY IDENTIFIED HEREIN. IT IS NOT TO BE REPRODUCED, COPIED, OR TRANSMITTED IN ANY FORM OR BY ANY MEANS, ELECTRONIC OR MECHANICAL, WITHOUT THE WRITTEN PERMISSION OF PERKINS EASTMAN.

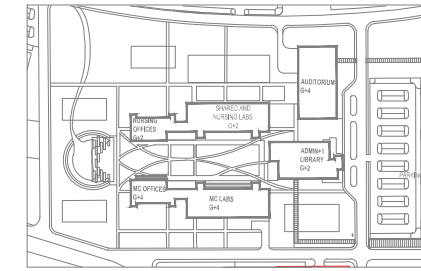






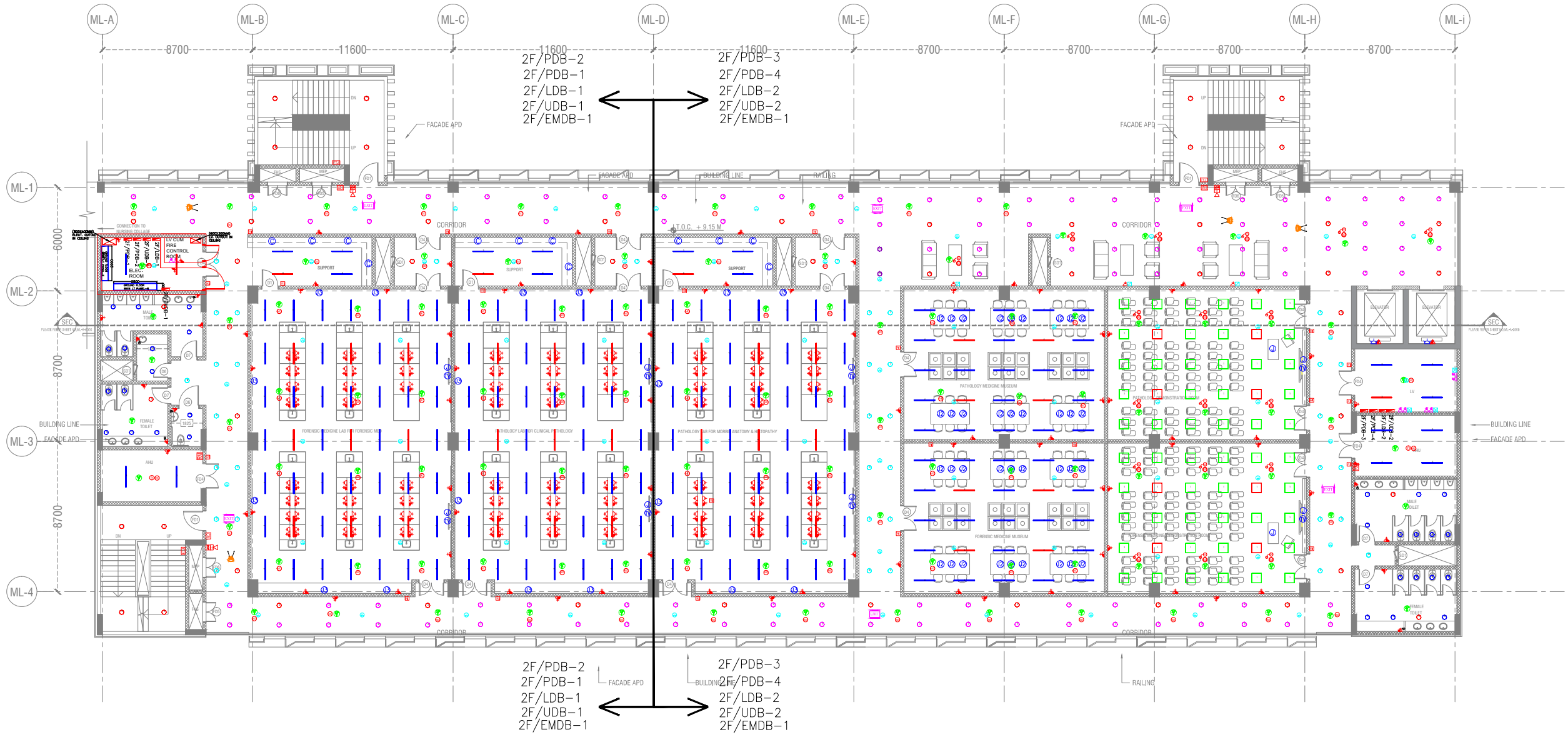






**NOTES**

- 1. ALL DIMENSIONS ARE IN METERS UNLESS OTHERWISE SPECIFIED.
- 2. ALL LEVELS INDICATED ARE FINISH FLOOR LEVELS UNLESS OTHERWISE SPECIFIED.
- 3. DIMENSIONS TO FACE UNLESS OTHERWISE SPECIFIED.
- 4. THE DRAWING IS FOR INFORMATION PURPOSES ONLY. THE CONTRACTOR SHALL VERIFY ALL DIMENSIONS AND CONDITIONS ON THE SITE BEFORE COMMENCING WORK.
- 5. DIMENSIONS TO FACE UNLESS OTHERWISE SPECIFIED.
- 6. ALL DIMENSIONS TO FACE UNLESS OTHERWISE SPECIFIED.
- 7. ALL DIMENSIONS TO FACE UNLESS OTHERWISE SPECIFIED.
- 8. ALL DIMENSIONS TO FACE UNLESS OTHERWISE SPECIFIED.



REV. NO.	DATE	DRAWN BY	CHECKED BY	DESCRIPTION OF THE REVISIONS

REV. NO.	DATE	DRAWN BY	CHECKED BY	DESCRIPTION OF THE REVISIONS

**PROJECT:**  
ALL INDIA INSTITUTE OF MEDICAL SCIENCES, GUNTUR.

**CLIENT / PROJECT MANAGEMENT:**  
HOSPITAL SERVICES CONSULTANCY CORPORATION LTD.  
E-6, Sector 1, Noida - UP 201301



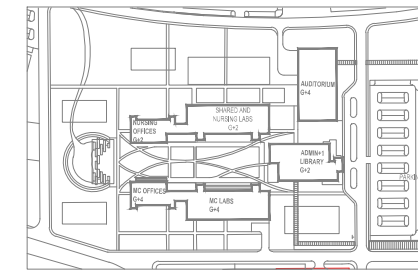
**FOR TENDER ONLY**

<b>STAGE:</b> DESIGN DEVELOPMENT	<b>Drawing No.:</b> ML-EL-03	<b>Current Revision:</b> R0
----------------------------------	------------------------------	-----------------------------

<b>Start Date:</b> 11-May-17	<b>Issue Date:</b> 05-Oct-17	<b>Last saved Date:</b> 05-Oct-17
<b>Project Code:</b> H-HSCC-AIIMS-MGI	<b>Bldg/Block:</b> MEDICAL LABS	
<b>Floor:</b> SECOND FLOOR		
<b>Drawing Title:</b> ELECTRICAL LAYOUT	<b>Checked by:</b> Sanil Nayyar	
<b>Approved by:</b> Harshan T.V.		

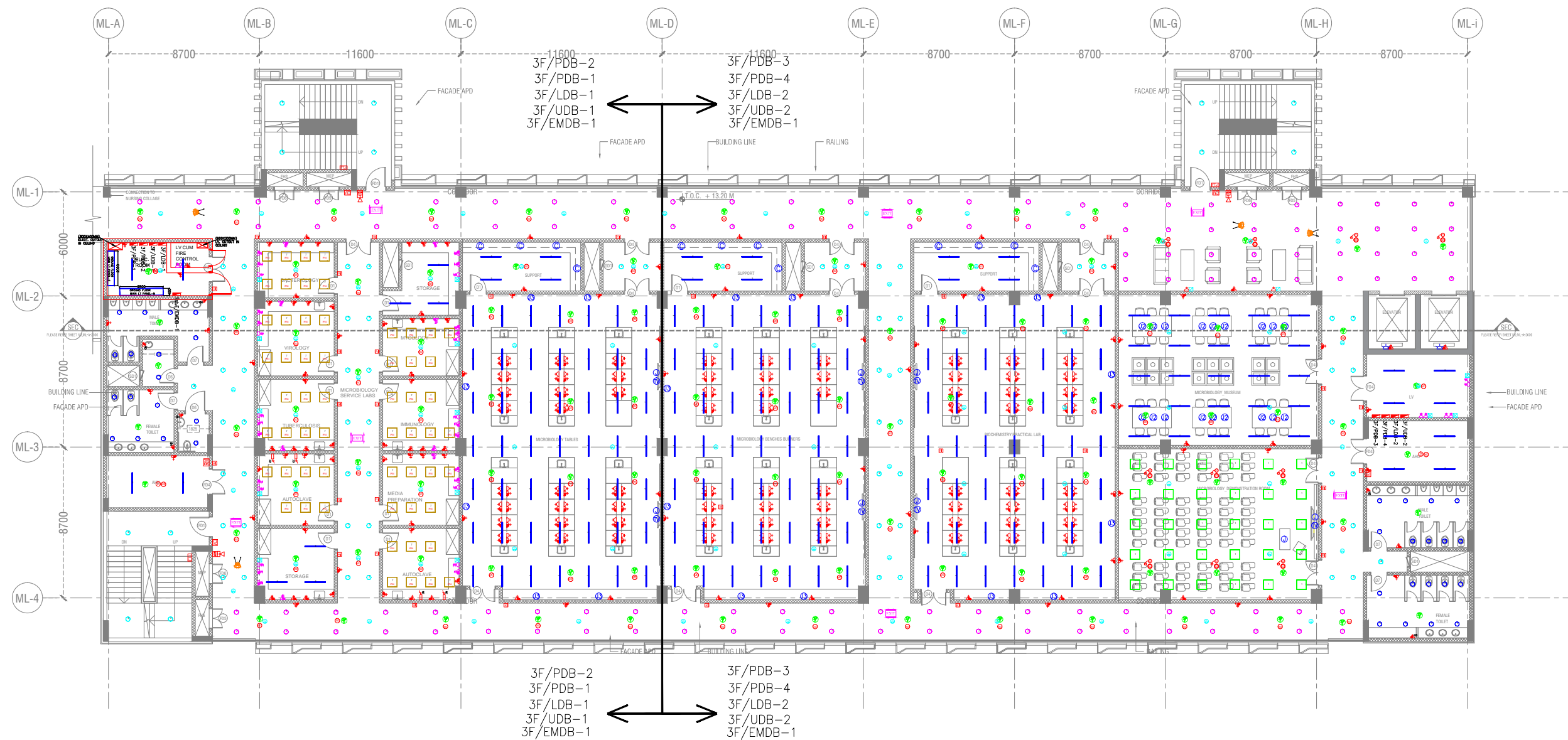
SCALE = 1/125





**NOTES**

- 1. ALL DIMENSIONS ARE IN METERS UNLESS OTHERWISE SPECIFIED.
- 2. ALL LEVELS INDICATED ARE BASED ON FINISHED FLOOR LEVELS UNLESS OTHERWISE SPECIFIED.
- 3. DIMENSIONS OF WALLS AND OTHER STRUCTURAL MEMBERS ARE TO FACE UNLESS OTHERWISE SPECIFIED.
- 4. THIS DRAWING, INCLUDING DIMENSIONS, IS TO BE USED TO CONSTRUCT THE WORK.
- 5. DIMENSIONS OF WALLS AND OTHER STRUCTURAL MEMBERS ARE TO FACE UNLESS OTHERWISE SPECIFIED.
- 6. DIMENSIONS OF WALLS AND OTHER STRUCTURAL MEMBERS ARE TO FACE UNLESS OTHERWISE SPECIFIED.
- 7. ALL DIMENSIONS SHALL BE AS SHOWN UNLESS OTHERWISE SPECIFIED.
- 8. ALL DIMENSIONS SHALL BE AS SHOWN UNLESS OTHERWISE SPECIFIED.



REV. NO.	DATE	DRAWN BY	CHECKED BY	DESCRIPTION OF THE REVISIONS

**PROJECT:**  
ALL INDIA INSTITUTE OF MEDICAL SCIENCES, GUNTUR.

**CLIENT / PROJECT MANAGEMENT:**  
HOSPITAL SERVICES CONSULTANCY CORPORATION LTD.  
E-4, Sector 1, Noida - UP 201301



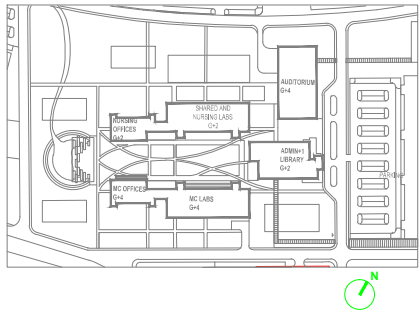
FOR TENDER ONLY		
STAGE:	DESIGN DEVELOPMENT	
DIRECTION:	Drawing No:	Current Revision:
AS PER KEY PLAN	ML-EL-04	R0
Start Date:	Issue Date:	Last saved Date:
11-May-17	05-Oct-17	05-Oct-17
Project Code:	H-HSCC-AIIMS-MGI	
Bldg/Block:	MEDICAL LABS	
Floor:	THIRD FLOOR	
Drawing title:	ELECTRICAL LAYOUT	
Checked by:	Sanil Nayyar	
Approved by:	Harshan T.V.	

SCALE = 1/125



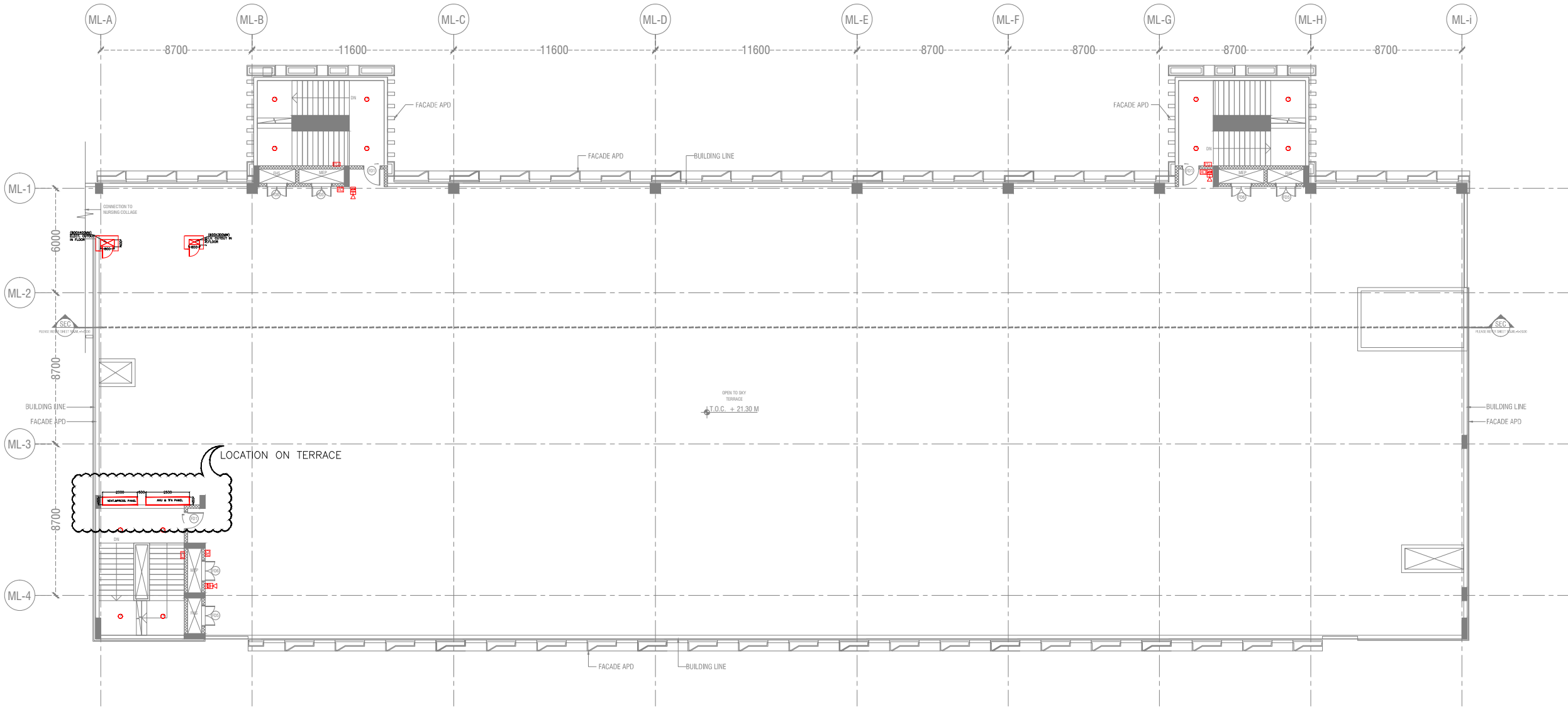






**NOTES**

1. ALL DIMENSIONS ARE IN METERS UNLESS OTHERWISE SPECIFIED.
2. ALL LEVELS INDICATED ARE UNLESS OTHERWISE SPECIFIED.
3. DIMENSIONS GIVEN IN METERS ARE TO BE TAKEN TO THE CENTER OF THE MEMBER UNLESS OTHERWISE SPECIFIED.
4. THE DRAWING, INCLUDING DIMENSIONS, IS TO BE USED TO CONSTRUCT THE WORK UNLESS OTHERWISE SPECIFIED.
5. DIMENSIONS GIVEN IN METERS ARE TO BE TAKEN TO THE CENTER OF THE MEMBER UNLESS OTHERWISE SPECIFIED.
6. ALL DIMENSIONS ARE TO BE TAKEN TO THE CENTER OF THE MEMBER UNLESS OTHERWISE SPECIFIED.
7. ALL DIMENSIONS ARE TO BE TAKEN TO THE CENTER OF THE MEMBER UNLESS OTHERWISE SPECIFIED.
8. ALL DIMENSIONS ARE TO BE TAKEN TO THE CENTER OF THE MEMBER UNLESS OTHERWISE SPECIFIED.



REV. NO.	DATE	DRAWN BY	CHECKED BY	DESCRIPTION OF THE REVISIONS
REVISIONS				

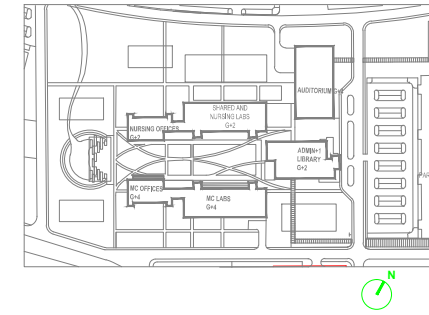
**PROJECT:**  
ALL INDIA INSTITUTE OF MEDICAL SCIENCES, GUNTUR.

**CLIENT / PROJECT MANAGEMENT:**  
HOSPITAL SERVICES CONSULTANCY CORPORATION LTD.  
E-6, Sector 1, Noida - UP 201301



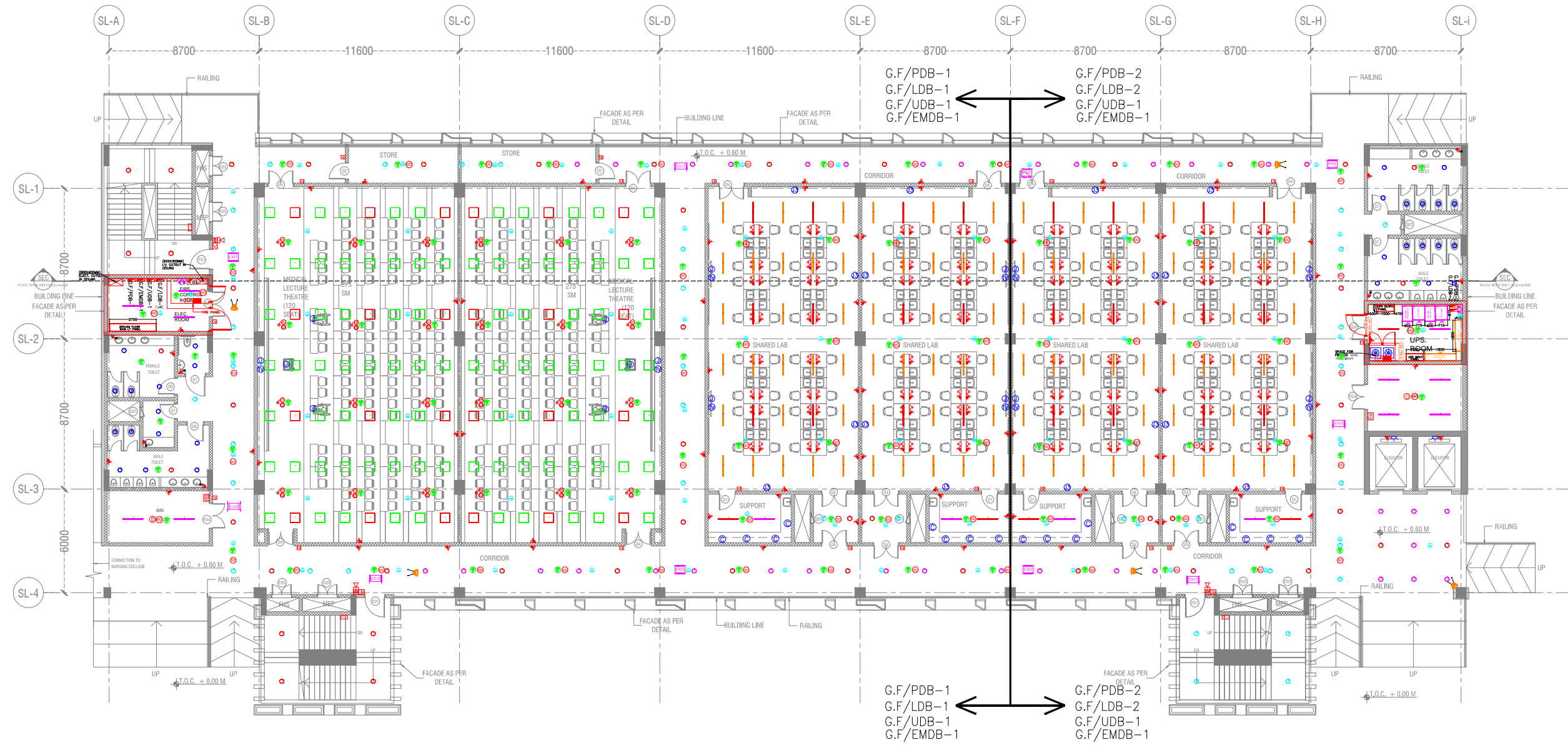
FOR TENDER ONLY		
STAGE:	DESIGN DEVELOPMENT	
DIRECTION:	Drawing No:	Current Revision:
AS PER KEY PLAN	ML-EL-06	R0
Start Date:	Issue Date:	Last saved Date:
11-May-17	05-Oct-17	05-Oct-17
Project Code:	H-HSCC-AIIMS-MGI	
Blng/Block:	MEDICAL LABS	
Floor:	TERRACE FLOOR	
Drawing Title:	ELECTRICAL LAYOUT	
Checked by:	Sanil Nayyar	
Approved by:	Harshan T.V.	

SCALE: 1/125



**NOTES**

- 1. ALL DIMENSIONS ARE AS SHOWN UNLESS OTHERWISE SPECIFIED.
- 2. ALL LEVELS INDICATED ARE UNLESS OTHERWISE SPECIFIED.
- 3. DIMENSIONS GIVEN IN METERS ARE TO THE FACE OF THE WALLS UNLESS OTHERWISE SPECIFIED.
- 4. THE DRAWING, INCLUDING DIMENSIONS, IS THE PROPERTY OF PERKINS EASTMAN. IT IS TO BE USED ONLY FOR THE PROJECT AND SITE SPECIFIC TO WHICH IT IS ISSUED. IT IS NOT TO BE REPRODUCED OR TRANSMITTED IN ANY FORM OR BY ANY MEANS, ELECTRONIC OR MECHANICAL, INCLUDING PHOTOCOPYING, RECORDING, OR BY ANY INFORMATION STORAGE AND RETRIEVAL SYSTEM, WITHOUT THE WRITTEN PERMISSION OF PERKINS EASTMAN.
- 5. ALL RIGHTS RESERVED. THIS DRAWING IS THE PROPERTY OF PERKINS EASTMAN AND IS NOT TO BE REPRODUCED OR TRANSMITTED IN ANY FORM OR BY ANY MEANS, ELECTRONIC OR MECHANICAL, INCLUDING PHOTOCOPYING, RECORDING, OR BY ANY INFORMATION STORAGE AND RETRIEVAL SYSTEM, WITHOUT THE WRITTEN PERMISSION OF PERKINS EASTMAN.



REV. NO.	DATE	DRAWN BY	CHECKED BY	DESCRIPTION OF THE REVISIONS
REVISIONS				

**PROJECT:**  
ALL INDIA INSTITUTE OF MEDICAL SCIENCES, GUNTUR.

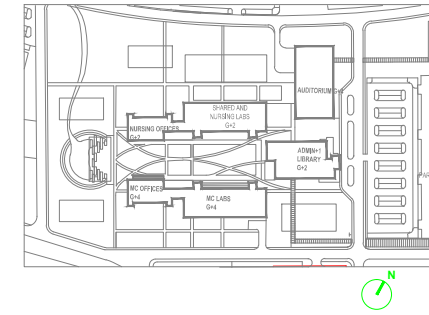
**CLIENT / PROJECT MANAGEMENT:**  
HOSPITAL SERVICES CONSULTANCY CORPORATION LTD.  
E-6, Sector 1, Noida - UP 201301

**ARCHITECTS & MASTER PLANNERS:**  
**Perkins Eastman**  
115 Park Avenue, New York, NY 10022, USA  
TEL: +1 212 512 2000 FAX: +1 212 512 2001  
INDIA: ALOKA BHARGAVA, CHIEF ARCHITECT; ANAND K. GUPTA, CHIEF ARCHITECT; ANAND K. GUPTA, CHIEF ARCHITECT; ANAND K. GUPTA, CHIEF ARCHITECT  
INDIA: ANAND K. GUPTA, CHIEF ARCHITECT; ANAND K. GUPTA, CHIEF ARCHITECT; ANAND K. GUPTA, CHIEF ARCHITECT; ANAND K. GUPTA, CHIEF ARCHITECT

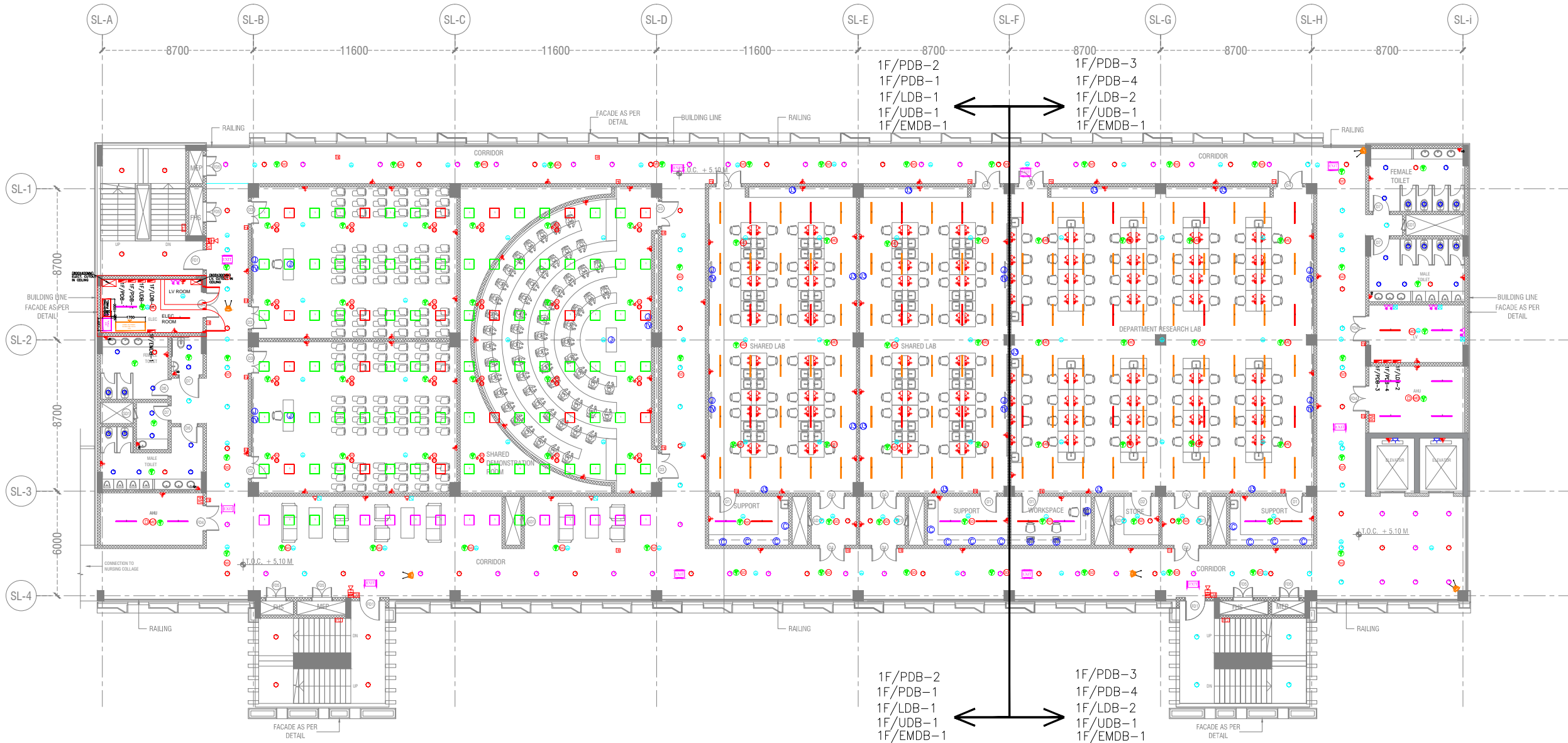
**PURPOSE OF RELEASE**

FOR TENDER ONLY		
STAGE:	DESIGN DEVELOPMENT	
DIRECTION:	Drawing No:	Current Revision:
AS PER KEY PLAN	SL- EL-01	RO
Start Date:	Issue Date:	Last saved Date:
11-May-17	05-Oct-17	05-Oct-17
Project Code:	H-HSCC-AIMS-MGI	
Bldg/Block:	SHARED LABS	
Floor:	GROUND FLOOR	
Drawing title:	ELECTRICAL LAYOUT	
Checked by:	Sanil Niyayar	
Approved by:	Harshan T.V.	
File path:	\\PERKINS-EASTMAN\PROJECTS\INDIA\GUNTUR\HSCC-AIMS-MGI\05-10-17\SL-EL-01.dwg	





- NOTES**
- ALL DIMENSIONS ARE AS SHOWN UNLESS OTHERWISE SPECIFIED.
  - ALL LEVELS EXCEPT AS NOTED ARE FINISHED FLOOR LEVELS.
  - CONSTRUCTION COSTS ARE TO BE ESTIMATED BY THE CONTRACTOR.
  - THE CONTRACTOR SHALL BE RESPONSIBLE FOR OBTAINING ALL NECESSARY APPROVALS AND PERMITS FROM THE LOCAL AUTHORITIES.
  - ALL MATERIALS AND WORKMANSHIP SHALL BE AS PER THE SPECIFICATIONS AND STANDARDS MENTIONED IN THE CONTRACT DOCUMENTS.
  - ALL DIMENSIONS SHALL BE AS SHOWN UNLESS OTHERWISE SPECIFIED.
  - ALL DIMENSIONS SHALL BE AS SHOWN UNLESS OTHERWISE SPECIFIED.
  - ALL DIMENSIONS SHALL BE AS SHOWN UNLESS OTHERWISE SPECIFIED.
  - ALL DIMENSIONS SHALL BE AS SHOWN UNLESS OTHERWISE SPECIFIED.
  - ALL DIMENSIONS SHALL BE AS SHOWN UNLESS OTHERWISE SPECIFIED.



REV. NO.	DATE	DRAWN BY	CHECKED BY	DESCRIPTION OF THE REVISIONS

**PROJECT:**  
ALL INDIA INSTITUTE OF MEDICAL SCIENCES, GUNTUR.

**CLIENT / PROJECT MANAGEMENT:**  
HOSPITAL SERVICES CONSULTANCY CORPORATION LTD.  
E-6, Sector 1, Noida - UP 201301

**ARCHITECTS & MASTER PLANNERS:**  
**Perkins Eastman**  
115 Park Avenue, New York, NY 10022, USA  
TEL: +1 212 512 2000 FAX: +1 212 512 2001

**PURPOSE OF RELEASE:**  
FOR TENDER ONLY

**STAGE:** DESIGN DEVELOPMENT

**DIRECTION:** Drawing No: **SL -EL-02** Current Revision: **R0**

Start Date: 11-May-17 Issue Date: 05-Oct-17 Last saved Date: 05-Oct-17

Project Code: H-HSCC-AIMS-MGI

Bldg/Block: SHARED LABS

Floor: FIRST FLOOR

Drawing Title: ELECTRICAL LAYOUT

Checked by: Sanil Nayyar

Approved by: Harshan T.V.

File path: \\LVS-161-221\proj\proj\HSCC-AIMS-MGI-01-201707\SL-EL-02.dwg

SCALE= 1/125







**LEGENDS :- ( POWER )**

LEGENDS :- ( POWER )	LOCATION
   	DEFINITION OF GENERAL BED WARD BED POINT
   	DEFINITION OF ICU, NICU PRE-OT, POST-OT, EMERGENCY, PP/AP&RECOVERY POINT
   	NURSE STATION
  	NURSE STATION BACK WALL,
 	NURSE STATION BACK WALL, FLOOR LEVEL
  	OFFICE ROOM NURSE ROOM NURSE ROOM CONSULT ROOM
  	X-RAY, LAB DRAW
  	ULTRASOUND
     	DIALYSIS BED POINT
  	CONFERENCE & SEMINAR ROOM
 	TV POINT
  	COMPUTER TEACHING ROOM
  	READING ROOM FOR MEDICAL COLLEGE
 	READING ROOM FOR MEDICAL COLLEGE
  	MICROBIOLOGY LOW VOLUME GROSS PATH. /HISTO/CHEM. /HEAM/

**LEGENDS :- ( POWER )**

LEGENDS :- ( POWER )	DESCRIPTION
	1X6A UPS POWER POINT WITH SWITCH
	2X6A UPS POWER POINT WITH SWITCH
	3X6A UPS POWER OUTLET WITH SWITCH
	1X16A UPS POWER OUTLET WITH SWITCH
	2X6/16A UPS POWER POINT WITH SWITCH
	1X6A RAW POWER POINT WITH SWITCH
	2X6A RAW POWER POINT WITH SWITCH
	1X6/16A RAW POWER POINT WITH SWITCH
	2X6/16A RAW POWER POINT WITH SWITCH
	1x16A RAW POWER POINT FOR HAND DRIER WITH SWITCH
	DISTRIBUTION BOARD
	1 NODE DATA/VOICE FACE PLATE
	2 NODE DATA/VOICE FACE PLATE
	3 NODE DATA/VOICE FACE PLATE
	T.V. OUTLET
	63A 3ø MOULDED SOCKET OUTLET ON RAW POWER WITH ROTARY SWITCH & PLUG TOP
	32A 3ø MOULDED SOCKET OUTLET ON RAW POWER WITH ROTARY SWITCH & PLUG TOP
	16A 1ø MOULDED SOCKET OUTLET ON RAW POWER WITH ROTARY SWITCH & PLUG TOP
	16A 3ø MOULDED SOCKET OUTLET ON RAW POWER WITH ROTARY SWITCH & PLUG TOP

**LEGEND:- ( EXIT SIGNAGE )**

SYMBOL	DESCRIPTION
	EXIT LIGHT - TYPE 1
	EXIT LIGHT - TYPE 2
	EXIT LIGHT - TYPE 3
	EXIT LIGHT - TYPE 4
	EXIT LIGHT - TYPE 5
	EXIT LIGHT - TYPE 6

**LEGEND - ( CCTV )**

S.NO.	SYMBOL	DESCRIPTION
1.		FIXED DOME INDOOR CAMERA
2.		FIXED INDOOR CAMERA

**LEGENDS :- ( LIGHTING )**

1		TRILUX 10152591 ENTERIO IND M73 OA LED 3250-840 ET
2		TRILUX 10152591 ENTERIO IND M73 OA LED 3250-840 ET (EMERGENCY LIGHT)
3		TRILUX 10152591 ENTERIO IND M73 OA LED 3250-840 ET (DIMMER LIGHT)
4		TRILUX 10155561 AMBIELLA PLUS IND G3 LED1275-840ET
5		TRILUX 10155561 AMBIELLA PLUS IND G3 LED1275-840ET (EMERGENCY LIGHT)
6		TRILUX 10155561 AMBIELLA PLUS IND G3 LED1275-840ET (DIMMER LIGHT)
7		TRILUX GMBH & CO. KG INPERLAL G2 C07 BR22 3800-840 01
8		TRILUX GMBH & CO. KG INPERLAL G2 C07 BR22 3800-840 01 (EMERGENCY LIGHT)
9		TRILUX GMBH & CO. KG INPERLAL G2 C07 BR22 3800-840 01 (DIMMER LIGHT)
10		TRILUX GMBH & CO. KG INPERLAL G2 C07 BR25 4700-840 03
11		TRILUX GMBH & CO. KG INPERLAL G2 C07 BR25 4700-840 03 (EMERGENCY LIGHT)
12		TRILUX GMBH & CO. KG INPERLAL G2 C07 BR25 4700-840 03 (DIMMER LIGHT)
13		TRILUX GmbH & Co. KG SncPoint 905 C01 BR-FL LED700-830 01
14		TRILUX GmbH & Co. KG SncPoint 905 C01 BR-FL LED700-830 01 (EMERGENCY LIGHT)
15		TRILUX GmbH & Co. KG SncPoint 905 C01 BR-FL LED700-830 01 (DIMMER LIGHT)
16		TRILUX 10163669 TRL OTA 3600-860 ET
17		TRILUX 10163669 TRL OTA 3600-860 ET (EMERGENCY LIGHT)
18		TRILUX 10163669 TRL OTA 3600-860 ET (DIMMER LIGHT)
19		9W BULK HEAD LIGHT

**LEGEND:- ( FAS & PA SYSTEM )**

	SMOKE DETECTOR (PHOTO ELECTRIC-OPTICAL) ON TRUE SLAB/ABOVE FALSE CEILING
	SMOKE DETECTOR (PHOTO ELECTRIC-OPTICAL) ON FALSE CEILING
	RES. INDICATOR FOR AFC DETECTORS
	FIRE MAN'S TELE JACK 1200MM FFL
	MANUAL CALL POINT +1200MM FFL
	HOOTOR CUM STROBE 1800MM FFL
	MONITOR MODULE
	MULTITECH DETECTOR
	HEAT DETECTOR

**LEGEND:- ( FAS & PA SYSTEM )**

	RECEIVER
	BEAM DETECTOR
	DUCT SMOKE DETECTOR
	WALL MOUNTED SPEAKER FIRE
	CEILING MOUNTED SPEAKER
	RELAY CONTROL MODULE
	CONTROL MODULE
	RESPONSE INDICATOR ON WALL

**NOTES**

- 1. ALL DIMENSIONS ARE IN METERS UNLESS OTHERWISE SPECIFIED
- 2. ALL LEVELS REFER TO THE FINISHED FLOOR LEVEL UNLESS OTHERWISE SPECIFIED
- 3. DIMENSIONS GIVEN IN BRACKETED ARE TO BE TAKEN AS INDICATED
- 4. THE DRAWING, INCLUDING DIMENSIONS, IS TO BE TAKEN AS INDICATED
- 5. DIMENSIONS GIVEN IN BRACKETED ARE TO BE TAKEN AS INDICATED
- 6. DIMENSIONS GIVEN IN BRACKETED ARE TO BE TAKEN AS INDICATED
- 7. DIMENSIONS GIVEN IN BRACKETED ARE TO BE TAKEN AS INDICATED
- 8. DIMENSIONS GIVEN IN BRACKETED ARE TO BE TAKEN AS INDICATED
- 9. DIMENSIONS GIVEN IN BRACKETED ARE TO BE TAKEN AS INDICATED
- 10. DIMENSIONS GIVEN IN BRACKETED ARE TO BE TAKEN AS INDICATED
- 11. DIMENSIONS GIVEN IN BRACKETED ARE TO BE TAKEN AS INDICATED
- 12. DIMENSIONS GIVEN IN BRACKETED ARE TO BE TAKEN AS INDICATED
- 13. DIMENSIONS GIVEN IN BRACKETED ARE TO BE TAKEN AS INDICATED
- 14. DIMENSIONS GIVEN IN BRACKETED ARE TO BE TAKEN AS INDICATED
- 15. DIMENSIONS GIVEN IN BRACKETED ARE TO BE TAKEN AS INDICATED
- 16. DIMENSIONS GIVEN IN BRACKETED ARE TO BE TAKEN AS INDICATED
- 17. DIMENSIONS GIVEN IN BRACKETED ARE TO BE TAKEN AS INDICATED
- 18. DIMENSIONS GIVEN IN BRACKETED ARE TO BE TAKEN AS INDICATED
- 19. DIMENSIONS GIVEN IN BRACKETED ARE TO BE TAKEN AS INDICATED

REV. NO.	DATE	DRAWN BY	CHECKED BY	DESCRIPTION OF THE REVISIONS

**REVISIONS**


PROJECT: ALL INDIA INSTITUTE OF MEDICAL SCIENCES, GUNTUR.

CLIENT / PROJECT MANAGEMENT: HOSPITAL SERVICES CONSULTANCY CORPORATION LTD. E-6, Sector 1, Noida - UP 201301

ARCHITECTS & MASTER PLANNERS: Perkins Eastman  
110 Park Avenue, New York, NY 10022, USA  
TEL: +1 212 904 7000 FAX: +1 212 904 7010

PURPOSE OF RELEASE: FOR TENDER ONLY

STAGE: DESIGN DEVELOPMENT

DIRECTION: Drawing No: LG-EL-01 Current Revision: R0

AS PER KEY PLAN

Start Date: Issue Date: Last saved Date: 11-May-17 05-Oct-17 05-Oct-17

Project Code: H-HSCC-AIIMS-MGI

Bldg/Block: ACADEMIC

Floor: -

Drawing Title: ELECTRICAL LEGENDS  
Checked by: Sanil Nayyar  
Approved by: Harshan T.V.  
File path: \\C:\Users\Sanil\Documents\AIIMS\HSCC\A1\171017\EL-01.dwg

SCALE= NTS